

Public Document Pack



TRAFFORD COUNCIL

Tuesday, 12 February 2019

Trafford Town Hall
Talbot Road
Stretford
M32 0TH

Dear Councillor,

Your attendance is requested at a meeting of the Council of the Borough of Trafford on **WEDNESDAY, 20 FEBRUARY 2019, at 7.00 P.M.** in the **COUNCIL CHAMBER, TRAFFORD TOWN HALL, TALBOT ROAD, STRETFORD**, for the transaction of the business set out below:

- | | Pages |
|--|--------------|
| 1. Minutes | |
| To approve as a correct record the Minutes of both the Extraordinary and Ordinary Meetings of the Council held on 28 November 2018 for signature by the Mayor as Chair of the Council. | 1 - 26 |
| 2. Announcements | |
| To receive any announcements from the Mayor, Leader of the Council, Members of the Executive, Chairs of Scrutiny Committees and the Head of Paid Service. | |
| 3. Questions By Members | |
| This is an opportunity for Members of Council to ask the Mayor, Members of the Executive or the Chairs of any Committee or Sub-Committee a question on notice under Procedure Rule 10.2. | |
| 4. Membership of Committees | |
| To note that Councillors Sean Anstee and Laurence Walsh have been appointed as Substitute Members on Employment Committee for the remainder of the 2018/19 Municipal Year. | |
| 5. Appointment of Independent Member of the Accounts and Audit Committee | |
| To consider a report of the Corporate Director of Governance and Community Strategy. | 27 - 28 |

6. **Budget 2019/20**

- To consider and adopt the resolutions contained the joint reports of the Executive Member for Finance and the Corporate Director of Finance and Systems, presented to the Executive on 20 February 2019 and set out (a) - (d) below.
 - To set and approve the Council Tax Requirement for the District for the year beginning 1 April 2019, in accordance with the Local Government Finance Act 1992, as amended.
 - To set and approve, in accordance with the Local Government Finance Act 1992 as amended, the amounts as the amounts of the Council Tax for the year 2019/2020 for each of the categories of dwellings included in the respective valuation bands A to H.
- | | |
|--|-----------|
| (a) Executive's Revenue Budget Proposals 2019/20 and Medium Term Financial Strategy 2020/21 - 2021/22 | 29 - 110 |
| (b) Capital Strategy, Capital Programme and Prudential and Local Indicators 2019-2022 | 111 - 150 |
| (c) Treasury Management Strategy 2019/20 - 2021/22 | 151 - 182 |
| (d) Fees, Charges and Allowances 2019/20 | 183 - 190 |

The Fees, Charges and Allowances Booklet 2019/20 supports the report, however, it is not being circulated in hard copy. It will be made available on the Council Meetings page of the Council's website at www.trafford.gov.uk > Home > your Council > Councillors & committees > Committee meetings > Council > 20 Feb 2019 7.00 pm)

Yours sincerely,



JIM TAYLOR
Interim Chief Executive

Informal Meeting of the Council

Note: At the conclusion of the meeting it is intended to hold an informal meeting of the Council to consider issuing invitations to Members of Council to be the Mayor and Deputy Mayor of the Borough for 2019/2020.

Membership of the Council

Councillors T. Ross (Mayor), R. Chilton (Deputy Mayor), D. Acton, S. Adshead, S.B. Anstee, S.K. Anstee, Dr. K. Barclay, J. Baugh, J. Bennett, Miss L. Blackburn, R. Bowker, C. Boyes, Mrs. A. Bruer-Morris, J. E. Brophy, B. Brotherton, D. Bunting, D. Butt, T. Carey, M. Cawdrey, G. Coggins, M. Cordingley, J. Coupe, J. Dillon, A. Duffield, Mrs. L. Evans, N. Evans, M. Freeman, Mrs. D.L. Haddad, J. Harding, J. Holden, D. Hopps, M. Hyman, C. Hynes, D. Jarman, D. Jerrome, P. Lally, J. Lamb, J. Lloyd, S. Longden, E. Malik, A. Mitchell, P. Myers, A. New, E. Patel, K. Procter, J.R. Reilly, B. Rigby, B. Sharp, B. Shaw, J. Slater, E.W. Stennett, S. Taylor, S. Thomas, L. Walsh, A. Western, D. Western, M. Whetton, G. Whitham, A.M. Whyte, A.J. Williams, J.A. Wright, M. Young and Mrs. P. Young.

Further Information

For help, advice and information about this meeting please contact:

Ian Cockill, Democratic Services Officer

Tel: 0161 912 1387

Email: ian.cockill@trafford.gov.uk

This Summons was issued on **Tuesday, 12 February 2019** by the Legal and Democratic Services Section, Trafford Council, Trafford Town Hall, Talbot Road, Stretford M32 0TH

WEBCASTING

This meeting will be filmed for live and / or subsequent broadcast on the Council's website. The whole of the meeting will be filmed, except where there are confidential or exempt items.

If you make a representation to the meeting you will be deemed to have consented to being filmed. By entering the body of the Committee Room you are also consenting to being filmed and to the possible use of those images and sound recordings for webcasting and/or training purposes. If you do not wish to have your image captured or if you have any queries regarding webcasting of meetings, please contact the Democratic Services Officer on the above contact number or email

democratic.services@trafford.gov.uk

Members of the public may also film or record this meeting. Any person wishing to photograph, film or audio-record a public meeting is requested to inform Democratic Services in order that necessary arrangements can be made for the meeting. Please contact the Democratic Services Officer 48 hours in advance of the meeting if you intend to do this or have any other queries.

This page is intentionally left blank

TRAFFORD BOROUGH COUNCIL

ITEM 1A

EXTRAORDINARY MEETING OF THE COUNCIL

28 NOVEMBER 2018

PRESENT

The Worshipful the Mayor (Councillor Tom Ross), in the Chair.

R. Chilton (Deputy Mayor)	G. Coggins	S. Longden
D. Acton	M. Cordingley	E. Malik
S. Adshead	J. Coupe	A. Mitchell
S.B. Anstee	A. Duffield	P. Myers
S.K. Anstee	Mrs. L. Evans	K. Procter
Dr. K. Barclay	N. Evans	B. Sharp
J. Baugh	M. Freeman	B. Shaw
J. Bennett	Mrs. D.L. Haddad	E.W. Stennett
Miss L. Blackburn	J. Harding	S. Thomas
R. Bowker	J. Holden	L. Walsh
C. Boyes	D. Hopps	A. Western
Mrs. A. Bruer-Morris	C. Hynes	D. Western
J. E. Brophy	D. Jarman	M. Whetton
B. Brotherton	D. Jerrome	A.M. Whyte
D. Butt	J. Lamb	M. Young
T. Carey	J. Lloyd	Mrs. P. Young

In attendance

Interim Chief Executive	J. Taylor
Corporate Director of Governance and Community Strategy	J. Le Fevre
Corporate Director of People	S. Saleh
Acting Corporate Director for Adult Services	D. Eaton
Acting Corporate Director for Children's Services	C. Rooney
Head of Governance	P. Forrester
Senior Democratic and Scrutiny Officer	I. Cockill

APOLOGIES

Apologies for absence were received from Councillors D. Bunting, M. Cawdrey, J. Dillon, M. Hyman, P. Lally, A. New, E. Patel, J.R. Reilly, B. Rigby, J. Slater, S. Taylor, G. Whitham, A.J. Williams and J.A. Wright.

44. CONFERMENT OF THE TITLE OF HONORARY ALDERMAN

The Corporate Director of Governance and Community Strategy submitted a report proposing that the title of Honorary Alderman be conferred on former Councillors Mrs. Pamela Dixon MBE and Mrs. E.V. Ward.

The report advised that Section 249 of the Local Government Act 1972 provided for the Council to confer the title of Honorary Alderman on persons who had, in its

**Extraordinary Meeting of the Council
28 November 2018**

opinion, rendered eminent service to the Council as past Members of this Council but who are no longer Councillors.

The Leaders of the Political groups on the Council were extremely pleased to support a Motion to confer the honour of Honorary Alderman upon Mrs. Dixon and Mrs. Ward and paid tribute to their efforts and outstanding contributions on behalf of Trafford and the communities they had served.

Mrs. Dixon was elected as a member of the Council in 1990 and went on to become Mayor of Trafford from 2004 to 2005. She has previously served as Chairman of Governors at Heyes Lane Primary School, Timperley and remained on the governing body today. While she was Mayor, Mrs. Dixon attended in excess of 300 functions and raised more than £50,000 for the Mayor's Charity Fund. Mrs Dixon did not seek re-election at the end of her term in May 2018.

Mrs. Ward was elected on 7 May 1992 and in addition to representing Flixton Ward, made a significant contribution to the borough through her extensive involvement with Planning Committee, most recently as Chairman of the committee. Also a former Mayor of Trafford, Mrs. Ward's contribution to the borough was significant and worthy of acclaim.

Having been moved, seconded and supported, the Motion was unanimously agreed by the Council and it was, therefore:-

RESOLVED: That, being of the opinion that former Councillor Mrs. Pamela Dixon MBE and former Councillor Mrs. E.V. Ward have rendered eminent services as past members of the Council, the Council, under the provisions of the Local Government Act 1972, hereby confers the title of Honorary Alderman upon former Councillor Mrs. Pamela Dixon MBE and former Councillor Mrs. E.V. Ward in recognition of their exceptional service to the Borough of Trafford.

The Mayor presented Honorary Alderman badges and a bouquet of flowers to Mrs. Dixon and Mrs. Ward and in turn they returned speeches of thanks, expressing their gratitude for the title bestowed upon them.

On behalf of the Council, the Mayor thanked both Mrs. Dixon and Mrs. Ward and congratulated them on being conferred as Trafford Borough Council's first Honorary Aldermen.

The meeting commenced at 6.00 p.m. and finished at 6.33 p.m.

28 NOVEMBER 2018

PRESENT

The Worshipful the Mayor (Councillor Tom Ross), in the Chair.

R. Chilton (Deputy Mayor)	J. Dillon	A. New
D. Acton	A. Duffield	E. Patel
S. Adshead	Mrs. L. Evans	K. Procter
S.B. Anstee	N. Evans	B. Sharp
S.K. Anstee	M. Freeman	B. Shaw
Dr. K. Barclay	Mrs. D.L. Haddad	J. Slater
J. Baugh	J. Harding	E.W. Stennett
J. Bennett	J. Holden	S. Thomas
Miss L. Blackburn	D. Hopps	L. Walsh
R. Bowker	M. Hyman	A. Western
C. Boyes	C. Hynes	D. Western
Mrs. A. Bruer-Morris	D. Jarman	M. Whetton
J. E. Brophy	D. Jerrome	G. Whitham
B. Brotherton	P. Lally	A.M. Whyte
D. Bunting	J. Lamb	A.J. Williams
D. Butt	J. Lloyd	J.A. Wright
T. Carey	S. Longden	M. Young
G. Coggins	E. Malik	Mrs. P. Young
M. Cordingley	A. Mitchell	
J. Coupe	P. Myers	

In attendance

Interim Chief Executive	J. Taylor
Corporate Director of Governance and Community Strategy	J. Le Fevre
Head of Governance	P. Forrester
Senior Democratic and Scrutiny Officer	I. Cockill

APOLOGIES

Apologies for absence were received from Councillors M. Cawdrey, J.R. Reilly, B. Rigby and S. Taylor.

45. MINUTES

That the Minutes of the Meeting of the Council held on 26 September 2018, be approved as a correct record and signed by the Chair.

**Meeting of the Council
28 November 2018**

46. ANNOUNCEMENTS

(a) Best High Street

The Mayor was pleased to report that Altrincham's high street had been awarded the best in the country in the Great British High Street awards run by the Ministry of Housing, Communities and Local Government and conveyed congratulations to all involved. Altrincham was the only North West town to be nominated and beat 12 other finalists in the England category to win the Champion High Street award and a cheque for £5000.

(b) Manchester Half Marathon

The Mayor took the opportunity to congratulate all those who had participated in the Manchester Half Marathon held within Trafford in October, particularly Councillors Sean Anstee, Kevin Procter and Graham Whitham, together with Richard Roe and Graeme Bentley from officer management team, who all completed the course in fine times. The Mayor conveyed thanks to everyone who had made the event such a great success and thanked Councillors Procter and Whitham for the money they raised for his Mayoral Charity.

(c) Scrutiny Committee

Councillor Acton, the Chair of Scrutiny Committee reminded the Council that the Budget Scrutiny Sessions would be held on 4 and 6 December 2018 and that all Scrutiny Members were welcome to attend.

(d) Health Scrutiny Committee

Councillor Chilton, Chair of Health Scrutiny Committee reported that the Committee was potentially expanding the role of its Task and Finish Groups to look at Community Services and that he would keep Members updated. Councillor Chilton also thanked Councillor Boyes for advising the Committee that the new Joint Health Hospital Trust was currently subject to a Care Quality Commission Inspection, the results of which were anticipated to be shared with Members in January 2019.

(e) Children and Young People's Scrutiny Committee

Councillor Denise Western, Chair of Children and Young People's Scrutiny Committee reported that the Task and Finish Group was continuing its work on Special Educational Needs and Disability provision in Trafford and looked forward to reporting back on this in due course.

(f) Waterside Arts Centre

The Mayor congratulated the Waterside Arts Centre in Sale and all its staff on recently being named Venue of the Year in the 2018 Northern Soul Awards that celebrated culture and enterprise across the North of England.

**Meeting of the Council
28 November 2018**

47. QUESTIONS BY MEMBERS

The Mayor reported that 7 questions had been received under Procedure Rule 10.2.

- (a) Councillor Mrs. Evans asked the following question for which she had given notice:

“Concerns have been raised about the imminent closure of the Trafford Powerleague site in Davyhulme and the significant and adverse implication for local football teams with the loss of pitches. Whilst this is recognised as a commercial decision, please could the Executive Member advise what steps they are able to take to ensure a good level of provision of pitches for hire by the local community in the borough and where these local teams will be able to play in future?”

Councillor Procter, the Executive Member for Communities and Housing echoed the fact that it was a commercial decision that the Council had no control over but had serious implications. He reported that the Council had met with Trafford Leisure and the Manchester and Cheshire Football Associations in an attempt to identify any spare capacity both indoor and outdoor for current users of the Powerleague and that dialogue would continue together with signposting clubs leagues and other users to alternative sites. The Council was also in discussion with the owners of the facility about refurbishment of the building and potential new football operations in the long-term and if they proved satisfactory more information would be provided in due course.

In addition to the short-term solution, the Council alongside the Football Foundation and local County Football Associations was working to approve the Local Football Facilities Plan which would set out the strategy for provision over the medium to long-term and clubs and leagues would be invited to review the outcomes.

The Executive Member wished to assure Councillor Mrs. Evans that the administration shared her concerns and that every effort was being made to find an appropriate solution and that he would be happy to keep her updated.

Councillor Mrs. Evans asked as a supplementary question whether the administration would accept that the Investment Plans for Turn Moss and George H. Carnall could have been positive for the local communities and now left a gap of poor provision which would have mitigated against the loss of public sector investment and could the administration make clear what their long-term plans would be. Councillor Procter believed this to be a separate question to the initial question he had answered concerning Powerleague. He was obviously concerned about the long-term health strategy and the impact on younger people and had already outlined the long-term actions on which the Council would be moving forward.

**Meeting of the Council
28 November 2018**

- (b) Councillor N. Evans asked the following question for which he had given notice:

“In a recent Council news release, the Executive Member acknowledged the overwhelming success of the Town Centre Loan Scheme in supporting new businesses, creating jobs and helping our town centres to thrive. However, at the end of the release it confirmed that the Council has now suspended new applications, why?”

Councillor Wright, the Executive Member for Investment, Regeneration and Strategic Planning advised that recent demand for the scheme had been high and that the fund was recyclable in that all income from loan payments was reinvested in new loans. At present the funding, including recycled funds, had all been invested and due to the unprecedented demand the scheme had been temporarily suspended to allow the funding pot to replenish. Contact details of businesses enquiring about the scheme were being taken and they would be notified at such time sufficient funds become available to reopen applications. Approximately 14 had expressed recent interest or had discussions ongoing.

Suggesting that Town Centres were under threat and it was a question of priorities, Councillor N. Evans asked as a supplementary question whether it would be better to extend the scheme rather than suspend it and, in honour of the administration’s manifesto pledge, bring the matter back to Council in an attempt to expand the scheme. Councillor Wright confirmed that a review was being undertaken to identify the best way of handling applications going forward and with limited funds available suggested that a more selective approach would allow greater management of the offer within town centres by giving priority to business types not present or that create the most jobs. The Executive Member confirmed that there was a pledge to extend the small business scheme which at the moment was being looked at and in time it was expected to be brought to Council.

- (c) Councillor Jerrome asked the following question for which he had given notice:

“Residents have expressed concerns that council tree replacements in Altrincham have clearly been purchased from Dutch nurseries. Can this council provide a percentage of trees provided from outside the UK?”

Can I ask why this council is buying in trees from nurseries in the Netherlands? The Woodland Trust and the RHS are very concerned about the lack of rigour in the scrutiny of trees entering the UK from Europe with respect to diseases which can devastate native populations. These include trees stocked from China with exotic diseases. Would this council be willing to consider the Woodlands Trust example and use their ‘UK Sourced and Grown Assurance Scheme’ (UKSG)?”

Councillor Adshead, the Executive Member for Environment, Air Quality and Climate Change advised that the current framework for tree works does not stipulate that trees must be purchased from companies compliant with UKSG. In line with EU regulations any tree sourced from a non-EU country must be complicit

**Meeting of the Council
28 November 2018**

with a plant passport that ensures trees are healthy and disease free. However, the new framework for tree works was being prepared for procurement and the Council would consider incorporating UKSG.

As a supplementary question, Councillor Jerrome asked questioned why so many trees in the adoption scheme were non-native and Councillor Adshead indicated that he would look into the matter and provide Councillor Jerrome with a response.

- (d) Councillor Lally asked the following question, the first of four questions for which he had given notice:

“The subject of fixed penalty notices issued to parents when children have unauthorised absences was discussed at the last school governor meeting I attended. Please can I ask the Member for Children Services how many fixed penalty notices have been issued and subsequently collected by Trafford schools over the period of the last school calendar year and whether a breakdown for individual schools would be made available?”

Councillor Baugh, the Executive Member for Children’s Services reported that 833 penalty notices were issued in the last school year, however, she did not advise on announcing a breakdown of schools in a public forum. Acknowledging there were many reasons for unauthorised absence, the Council’s team monitored the situation throughout the year and would have discussions with schools where there were concerns.

Councillor Lally asked as a supplementary question where the monies raised from this policy were specifically spent and whether an example could be provided of where the money raised had directly benefited a teaching resource impacted by absence. Councillor Baugh understood that the money went back into the school’s budget and agreed to supply Councillor Lally with the details.

- (e) Councillor Lally asked the following question, the second of four questions for which he had given notice:

“Following a Panorama investigation; advice was given that peer on peer sexual abuse reported cases represented just ‘the tip of the iceberg’ in particular reports of sexual offences on schools premises. However numbers have increased dramatically from 386 in 2013-14 to 922 in 2016-17, when reported by 31 police forces across England and Wales - including 225 rapes on school grounds over the four years. Please can I ask the Member responsible, should Trafford join the campaign in calling for a national strategy on sexual violence in schools?”

Councillor Baugh, the Executive Member for Children’s Services welcomed and would support any campaign that would help to keep children safe, however, was advised by the Safeguarding Team that the campaign Councillor Lally referred to related to sexual child abuse rather than sexual violence in schools. As a way forward there was a need to consult with all schools and Councillor Baugh agreed to keep Councillor Whetton, the Shadow Executive Member and Councillor Lally informed of the outcome.

**Meeting of the Council
28 November 2018**

As a supplementary question, Councillor Lally asked the Executive Member to write to the Police and Crime Commissioner to ensure accurate recording of offences, as he understood that the police were reluctant to record incidents carried out by a child younger than 10 years old, and also to request what action the Commissioner would be taking to prevent such incidents. Councillor Baugh advised that the police would have awareness as they were members of the Safeguarding Team and as, already indicated, the Council was going to consult, agreed to raise the matter and answer Councillor Lally's queries.

- (f) Councillor Lally asked the following question, the third of four questions for which he had given notice:

"Within the Labour Party literature 'the Change Trafford needs' (a manifesto that was published in April 2018), under the heading Getting The Basics Right: Pledge No.21, it states 'we will hold Amey to account to raise standard of environmental services in Trafford.' Despite the continued leaf collection program numerous residents in my ward of Flixton are disappointingly having to wade through piles and piles of fallen leaves that remain on numerous streets. Furthermore with an image of the 'stomach churning sea of poo bags' as the Manchester Evening Newspaper put it; you can see why my residents have difficulty with this promise. Please can I ask whether the Leader of the Council has failed on his pledge?"

In response, Councillor Andrew Western, the Leader of the Council indicated that the answer to the question was no.

As a supplementary question, Councillor Lally asked for the Leader's position regarding the charge applied for the use of green bins. Councillor A. Western outlined the performance with the Amey contract advising on the maintenance plans and schedules introduced since his administration had inherited the contract and indicated there had been a reduction in complaints. With regard to the specifics of green bins he made it clear that it was an objective of his administration to scrap the charge. At the current stage of the budget process it was not possible to say definitively if that ambition could be fulfilled, however, the Leader did reaffirm that if he was able to do so he would scrap the green bin charge.

- (g) Councillor Lally asked the following question, the final question of four for which he had given notice:

"Please can I ask the Mayor / Member for Constitution Reform whether any thought have been given to balancing debate within this chamber? Of course members of any colour are open to speak on any subject. However when I refer to balance; I mean length of debate. I appreciate the chamber is limited to a 9.30 p.m. cut off; however as a Member I often find early submitted motions always receive more airtime no matter how repetitive the debate may get which is particularly frustrating when later motions are rushed?"

**Meeting of the Council
28 November 2018**

Councillor Freeman, the Executive Member for Constitutional Reform and Resident Engagement responded by referring Councillor Lally to the Constitution Working Group report on the meeting's agenda (Minute No. 50) that addressed the matter.

48. APPOINTMENTS TO OUTSIDE BODIES 2018/19

RESOLVED: That Council notes that the Interim Chief Executive, in consultation with the Leader of the Council, appointed Councillor Kevin Procter as the Council's representative on the Greater Manchester Combined Authority Statutory Functions Committee, as a replacement for Councillor Lawrence Walsh, effective from 28 September 2018.

49. RECRUITMENT OF HEAD OF PAID SERVICE / CHIEF EXECUTIVE

The Corporate Director of People submitted a report seeking formal approval of the recommendation by the Appointments Committee to appoint a permanent Chief Executive / Head of Paid Service, following the recruitment process undertaken during October / November 2018.

RESOLVED: That the appointment of Sara Todd as Chief Executive and Head of Paid Service be approved and that a formal offer of appointment be made.

50. CONSTITUTION WORKING GROUP – PROPOSED CHANGES TO THE COUNCIL'S CONSTITUTION

The Corporate Director of Governance and Community Strategy and Monitoring Officer submitted a report detailing the Constitution Working Groups review and recommendations with the aim of improving openness, transparency and public engagement by the Council. The report had been considered by Standards Committee on 17 October 2018, Scrutiny Committee on 7 November 2018 and the Executive on 26 November 2018.

RESOLVED: That the proposed changes, as set out in the report, be approved and the Corporate Director of Governance and Community Strategy be authorised to amend the Constitution of the Council accordingly.

51. INVESTMENT MANAGEMENT BOARD TERMS OF REFERENCE

The Corporate Director of Place submitted a report setting out the proposed changes to the Terms of Reference for the Investment Management Board.

RESOLVED: That the revised Terms of Reference for the Investment Management Board, be approved.

**Meeting of the Council
28 November 2018**

52. COUNCIL TAX SUPPORT SCHEME FOR 2019/20

The Executive Member for Finance submitted a report which summarised the current Council Tax Support Scheme and proposed changes for those who qualified for an amount below the present £5 per week threshold, for those with a non-dependant on benefits under 25 and for those in receipt of Universal Credit. The proposed changes, as recommended by the Executive, sought to remove those elements to ensure that the scheme remained fit for purpose and adapted to the impact of Universal Credit. The report also summarised the feedback from the public consultation which had been undertaken on the proposals.

RESOLVED - That the proposed changes to the Council Tax Support scheme for 2019/20, as recommended by the Executive on 29 October 2018 and set out in the report, be approved.

53. GAMBLING ACT 2005 - STATEMENT OF GAMBLING POLICY STATEMENT 2019-2022

The Corporate Director of Place submitted a report on the requirement to prepare, consult upon and publish a Statement of Gambling Policy, in accordance with the Gambling Act 2005. The report invited the Council to consider the summary of responses received following the statutory consultation.

RESOLVED: That the Statement of Gambling Policy 2019-2022, as attached at Appendix 2 to the report, be adopted by the Council.

54. MOTION SUBMITTED BY THE LABOUR GROUP - BREAKING POINT CAMPAIGN

It was moved and seconded that:

“This Council notes that many council budgets are now at Breaking Point. Austerity has caused huge damage to communities up and down the UK, with devastating effects on key public services that protect the most defenceless in society - children at risk, disabled adults and vulnerable older people - and the services we all rely on, like clean streets, libraries, and children’s centres;

- Tory cuts mean councils have lost 60p out of every £1 that the last Labour Government was spending on local government in 2010;
- Councils had to spend an extra £800 million last year to meet the demand on vital services to protect children by over;
- With an aging population and growing demand adult social care faces a gap of £3.5 billion – with only 14% of council workers now confident that vulnerable local residents are safe and cared for;
- Government cuts have seen over 500 children’s centres and 475 libraries close, potholes are left unfilled, and 80% of councils’ workers now say they have no confidence in the future of local services;

Meeting of the Council 28 November 2018

- Northamptonshire has already gone bust due to Tory incompetence at both national and local level, and more councils are predicted to collapse without immediate emergency funding;
- Councils now face a further funding gap of £7.8 billion by 2025 just to keep services 'standing still' and meeting additional demand. Even Lord Gary Porter, the Conservative Chair of the Local Government Association, has said 'Councils can no longer be expected to run our vital local services on a shoestring'.

This Council condemns Chief Secretary to the Treasury Liz Truss for stating on BBC Newsnight on 1 October 2018 that the government is "not making cuts to local authorities", when all independent assessments of government spending show that this is entirely false; and that this Council further notes that Prime Minister Theresa May has also claimed that "austerity is over" despite planning a further £1.3 billion of cuts to council budgets over the next year;

This Council agrees with the aims of the 'Breaking Point' petition signed by Labour councillors across the country, in calling for the Prime Minister and Chancellor to truly end austerity in local government by:

- Using the Budget to reverse next years planned £1.3 billion cut to council budgets;
- Immediately investing £2 billion in children's services and £2 billion in adult social care to stop these vital emergency services from collapsing;
- Pledging to use the Spending Review to restore council funding to 2010 levels over the next four years.

This Council resolves to:

- Support the 'Breaking Point' campaign, recognising the devastating impact that austerity has had on our local community;
- Ask the Leader of the Council to write to the Chancellor of the Exchequer, the Prime Minister, and the Secretary of State for Housing, Communities and Local Government setting out the funding pressures faced by our local council, and calling on the Government to truly end austerity in local government."

Following a debate on the matter, the Motion was put to the vote and declared carried.

RESOLVED: That this Council notes that many council budgets are now at Breaking Point. Austerity has caused huge damage to communities up and down the UK, with devastating effects on key public services that protect the most defenceless in society - children at risk, disabled adults and vulnerable older people - and the services we all rely on, like clean streets, libraries, and children's centres;

- Tory cuts mean councils have lost 60p out of every £1 that the last Labour Government was spending on local government in 2010;

**Meeting of the Council
28 November 2018**

- Councils had to spend an extra £800 million last year to meet the demand on vital services to protect children by over;
- With an aging population and growing demand adult social care faces a gap of £3.5 billion – with only 14% of council workers now confident that vulnerable local residents are safe and cared for;
- Government cuts have seen over 500 children’s centres and 475 libraries close, potholes are left unfilled, and 80% of councils’ workers now say they have no confidence in the future of local services;
- Northamptonshire has already gone bust due to Tory incompetence at both national and local level, and more councils are predicted to collapse without immediate emergency funding;
- Councils now face a further funding gap of £7.8 billion by 2025 just to keep services ‘standing still’ and meeting additional demand. Even Lord Gary Porter, the Conservative Chair of the Local Government Association, has said ‘Councils can no longer be expected to run our vital local services on a shoestring’.

This Council condemns Chief Secretary to the Treasury Liz Truss for stating on BBC Newsnight on 1 October 2018 that the government is “not making cuts to local authorities”, when all independent assessments of government spending show that this is entirely false; and that this Council further notes that Prime Minister Theresa May has also claimed that “austerity is over” despite planning a further £1.3 billion of cuts to council budgets over the next year;

This Council agrees with the aims of the ‘Breaking Point’ petition signed by Labour councillors across the country, in calling for the Prime Minister and Chancellor to truly end austerity in local government by:

- Using the Budget to reverse next years planned £1.3 billion cut to council budgets;
- Immediately investing £2 billion in children’s services and £2 billion in adult social care to stop these vital emergency services from collapsing;
- Pledging to use the Spending Review to restore council funding to 2010 levels over the next four years.

This Council resolves to:

- Support the ‘Breaking Point’ campaign, recognising the devastating impact that austerity has had on our local community;
- Ask the Leader of the Council to write to the Chancellor of the Exchequer, the Prime Minister, and the Secretary of State for Housing, Communities and Local Government setting out the funding pressures faced by our local council, and calling on the Government to truly end austerity in local government.

**Meeting of the Council
28 November 2018**

55. MOTION SUBMITTED BY THE LABOUR GROUP - LOOKED AFTER CHILDREN AND PROMOTING FOSTER CARE IN TRAFFORD

(Note: Councillor Procter, the seconder of the Motion, declared a personal interest being a former Trafford Foster Carer, ending in 2010 and remained in the meeting.)

It was moved and seconded that:

“Foster carers who combine fostering with other work say that a supportive employer can make all the difference enabling them to balance employment with caring for looked after children.

Foster carers are very special people who deserve all the support we can give them, they make a real difference to the lives of children and young people who come in to care. Council wants to give our employees who are fostering, or are considering becoming foster carers, the support they need to carry out this important role. We want to raise the profile of fostering and encourage people to consider becoming foster carers.

This Council therefore commits to implementing a Foster Friendly Human Resources policy for all Trafford Council employees who are also foster carers at the same time.

Council therefore undertakes to, for our looked after children:

- Establish a work experience policy in the Council;
- Guarantee an interview for any care leaver that meets the person specification;
- Establish regular taster opportunities;
- Drive forward ring fencing of apprenticeships;
- Promote Job opportunities for care leavers within the Council and with partners.”

Following speeches of support, the Motion was agreed with the unanimous consent of the Council.

RESOLVED: That Foster carers who combine fostering with other work say that a supportive employer can make all the difference enabling them to balance employment with caring for looked after children.

Foster carers are very special people who deserve all the support we can give them, they make a real difference to the lives of children and young people who come in to care. Council wants to give our employees who are fostering, or are considering becoming foster carers, the support they need to carry out this important role. We want to raise the profile of fostering and encourage people to consider becoming foster carers.

**Meeting of the Council
28 November 2018**

This Council therefore commits to implementing a Foster Friendly Human Resources policy for all Trafford Council employees who are also foster carers at the same time.

Council therefore undertakes to, for our looked after children:

- Establish a work experience policy in the Council;
- Guarantee an interview for any care leaver that meets the person specification;
- Establish regular taster opportunities;
- Drive forward ring fencing of apprenticeships;
- Promote Job opportunities for care leavers within the Council and with partners.

56. MOTION SUBMITTED BY THE GREEN PARTY GROUP WITH THE SUPPORT OF A LIBERAL DEMOCRAT MEMBER - CLIMATE EMERGENCY

(Note: Prior to consideration of this item, the time being 8.30 p.m., the Mayor indicated that the mover would have a maximum of 2 minutes and that all other speeches would be limited to a maximum of one minute per speaker.)

It was moved and seconded that:

“Council notes the findings of the Intergovernmental Panel on Climate Change (IPCC) report ‘Global warming of 1.5°’ published on 8 October 2018, in particular:

- That human activities are estimated to have already caused approximately 1.0°C of global warming above pre-industrial levels;
- That if we continue at the current rate, we are likely to surpass the Paris Agreement target of 1.5°C as early as 2030;
- That at the current level of commitments, the world is on course for 3°C of warming with irreversible and catastrophic consequences for humans and the natural world.

Council believes that:

- That the impacts of global temperature rise above 1.5°C, are so severe that governments at all levels must work together and make this their top priority.
- As well as large-scale improvements in health and wellbeing around the world, bold climate action can deliver economic benefits in terms of new jobs, economic savings and market opportunities.

Therefore, Council agrees:

- To declare a ‘climate emergency’.

**Meeting of the Council
28 November 2018**

- To establish a new task and finish group, with a remit to:
 - (i) Seek advice from experts to develop a carbon budget and set a challenging target date for carbon neutrality in Trafford;
 - (ii) Consider systematically the climate change impact of each area of the Council's activities;
 - (iii) Make recommendations and set an ambitious timescale for reducing these impacts;
 - (iv) Report to full Council with the actions the Council needs to take to address this emergency.
- To require all report risk assessments to include Carbon Emission Appraisals, including presenting alternative approaches which reduce emissions wherever possible.
- To task a director level officer with responsibility for reducing as rapidly as possible, the carbon emissions resulting from the Council's activities.
- To produce a report to the next Full Council on the level of investment in the fossil fuel industry that our pensions plan and other investments have.
- That the Leader will write to the Prime Minister to inform her that Trafford has declared a climate emergency and ask her to provide the resources and powers necessary to deal with it."

It was moved and seconded as an amendment that:

"Council notes the findings of the Intergovernmental Panel on Climate Change (IPCC) report 'Global warming of 1.5°' published on 8 October 2018, in particular:

- That human activities are estimated to have already caused approximately 1.0°C of global warming above pre-industrial levels;
- That if we continue at the current rate, we are likely to surpass the Paris Agreement target of 1.5°C as early as 2030;
- That at the current level of commitments, the world is on course for 3°C of warming with irreversible and catastrophic consequences for humans and the natural world.

Council believes that:

- That the impacts of global temperature rise above 1.5°C, are so severe that governments at all levels must work together and make this their top priority.

**Meeting of the Council
28 November 2018**

- As well as large-scale improvements in health and wellbeing around the world, bold climate action can deliver economic benefits in terms of new jobs, economic savings and market opportunities.

Therefore, Council agrees:

- To declare a 'climate emergency'.
- To establish a new task and finish group, with a remit to:
 - (i) Seek advice from experts to develop a carbon budget and set a challenging target date for carbon neutrality in Trafford;
 - (ii) Consider systematically the climate change impact of each area of the Council's activities;
 - (iii) Make recommendations and set an ambitious timescale for reducing these impacts;
 - (iv) To assess the feasibility of requiring all report risk assessments to include Carbon Emission Appraisals, including presenting alternative approaches which reduce emissions wherever possible;
 - (v) Report to full Council with the actions the Council needs to take to address this emergency.
- To task a director level officer with responsibility for reducing as rapidly as possible, the carbon emissions resulting from the Council's activities.
- To produce a report to the next Full Council on the level of investment in the fossil fuel industry that our pensions plan and other investments have.
- That the Leader will write to the Prime Minister to inform her that Trafford has declared a climate emergency and ask her to provide the resources and powers necessary to deal with it."

Speeches were made in support of the amendment and the Council then signified it's agreement by unanimous consent. The substantive Motion was then agreed unanimously by the Council.

RESOLVED: That Council notes the findings of the Intergovernmental Panel on Climate Change (IPCC) report 'Global warming of 1.5°' published on 8 October 2018, in particular:

- That human activities are estimated to have already caused approximately 1.0°C of global warming above pre-industrial levels;
- That if we continue at the current rate, we are likely to surpass the Paris Agreement target of 1.5°C as early as 2030;
- That at the current level of commitments, the world is on course for 3°C of warming with irreversible and catastrophic consequences for humans and the natural world.

**Meeting of the Council
28 November 2018**

Council believes that:

- That the impacts of global temperature rise above 1.5°C, are so severe that governments at all levels must work together and make this their top priority.
- As well as large-scale improvements in health and wellbeing around the world, bold climate action can deliver economic benefits in terms of new jobs, economic savings and market opportunities.

Therefore, Council agrees:

- To declare a 'climate emergency'.
- To establish a new task and finish group, with a remit to:
 - (i) Seek advice from experts to develop a carbon budget and set a challenging target date for carbon neutrality in Trafford;
 - (ii) Consider systematically the climate change impact of each area of the Council's activities;
 - (iii) Make recommendations and set an ambitious timescale for reducing these impacts;
 - (iv) To assess the feasibility of requiring all report risk assessments to include Carbon Emission Appraisals, including presenting alternative approaches which reduce emissions wherever possible;
 - (v) Report to full Council with the actions the Council needs to take to address this emergency.
- To task a director level officer with responsibility for reducing as rapidly as possible, the carbon emissions resulting from the Council's activities.
- To produce a report to the next Full Council on the level of investment in the fossil fuel industry that our pensions plan and other investments have.
- That the Leader will write to the Prime Minister to inform her that Trafford has declared a climate emergency and ask her to provide the resources and powers necessary to deal with it.

57. JOINT MOTION SUBMITTED BY THE LIBERAL DEMOCRAT GROUP AND GREEN PARTY GROUP - FRACKING

(Note: Prior to consideration of this item, the time being 8.41 p.m., the Mayor indicated that the mover and seconder would have a maximum of 2 minutes each and that all other speeches would be limited to a maximum of one minute per speaker.)

**Meeting of the Council
28 November 2018**

It was moved and seconded that:

“The process of hydraulic fracturing for shale gas (known as ‘Fracking’) is a harmful distraction from investment in clean and renewable energy. The consequences of fracking will be harmful for our borough, our region and our planet.

The environmental risks of ‘Fracking’ are numerous. We know that in order to best protect ourselves against runaway climate change, the majority of fossil fuel reserves must remain in the ground. Fracking makes a mockery of this imperative and produces many other side effects that are detrimental to our environment. According to the British Geological Survey, “Groundwater may be potentially contaminated by extraction of shale gas from the constituents of shale gas itself, from the formulation and deep injection of water containing a cocktail of additives used for hydraulic fracturing and from flow-back water which may have a high content of saline formation water.” In England, groundwater is used to supply a third of our drinking water according to Friends of the Earth. Fracking is an intensively industrial process with around 50 heavy goods vehicle movements a day, usually in areas where infrastructure is already poor. There are other risks to the environment including a higher risk of earthquakes - recent reports from Lancashire and the Netherlands confirm these risks - and air pollution.

Extensive production of shale gas is likely to undermine investment in renewable practices, which will substantially hinder the UK's ability to decarbonize its economy and fulfil the requirements of the UK Climate Change Act (2008) and the Paris Climate Agreement (2015).

Fracking, along with similar processes such as coal-bed methane extraction, are not only worse for the environment than renewable energy practices but they also contribute less economic benefit. It was suggested by the previous Government that Fracking could create 70,000 UK jobs. However, numbers from the USA suggest that just 4 new jobs are created per new fracking well, meaning that a huge number of wells would be needed to reach 70,000 jobs.

This Council notes that:

- Hydraulic Fracturing presents a clear threat to our local environment and exacerbates global climate change;
- This Council accepts the IPCC's conclusions that we must keep climate change within an additional 1.5 degrees Celsius;
- That the Public Attitudes Tracker Survey showed that only 19% of the British public support Fracking whereas 81% support renewable energy;
- Investment in renewable energy creates far more jobs than shale gas extraction.

This Council resolves to:

- Reaffirm its opposition to Fracking in Trafford;
- Lobby against the Government's proposals for Fracking;

**Meeting of the Council
28 November 2018**

- Request the Leader of the Council write to the Secretary of State for Business, Energy and Industrial Strategy outlining this Council's opposition to Fracking and lobbying for investment in renewable energy;
- Request the Leader of the Council write to the Leaders of Local Authorities in Greater Manchester and the Mayor of Greater Manchester asking them to join Trafford in opposing Fracking and lobbying the Government for renewable energy investment;
- Identify ways for this Council to lead by example in the development of low-carbon energy supplies."

Following speeches of support, the Motion was agreed with the unanimous consent of the Council.

RESOLVED: That the process of hydraulic fracturing for shale gas (known as 'Fracking') is a harmful distraction from investment in clean and renewable energy. The consequences of fracking will be harmful for our borough, our region and our planet.

The environmental risks of 'Fracking' are numerous. We know that in order to best protect ourselves against runaway climate change, the majority of fossil fuel reserves must remain in the ground. Fracking makes a mockery of this imperative and produces many other side effects that are detrimental to our environment. According to the British Geological Survey, "Groundwater may be potentially contaminated by extraction of shale gas from the constituents of shale gas itself, from the formulation and deep injection of water containing a cocktail of additives used for hydraulic fracturing and from flow-back water which may have a high content of saline formation water." In England, groundwater is used to supply a third of our drinking water according to Friends of the Earth. Fracking is an intensively industrial process with around 50 heavy goods vehicle movements a day, usually in areas where infrastructure is already poor. There are other risks to the environment including a higher risk of earthquakes - recent reports from Lancashire and the Netherlands confirm these risks - and air pollution.

Extensive production of shale gas is likely to undermine investment in renewable practices, which will substantially hinder the UK's ability to decarbonize its economy and fulfil the requirements of the UK Climate Change Act (2008) and the Paris Climate Agreement (2015).

Fracking, along with similar processes such as coal-bed methane extraction, are not only worse for the environment than renewable energy practices but they also contribute less economic benefit. It was suggested by the previous Government that Fracking could create 70,000 UK jobs. However, numbers from the USA suggest that just 4 new jobs are created per new fracking well, meaning that a huge number of wells would be needed to reach 70,000 jobs.

This Council notes that:

- Hydraulic Fracturing presents a clear threat to our local environment and exacerbates global climate change;

**Meeting of the Council
28 November 2018**

- This Council accepts the IPCC's conclusions that we must keep climate change within an additional 1.5 degrees Celsius;
- That the Public Attitudes Tracker Survey showed that only 19% of the British public support Fracking whereas 81% support renewable energy;
- Investment in renewable energy creates far more jobs than shale gas extraction.

This Council resolves to:

- Reaffirm its opposition to Fracking in Trafford;
- Lobby against the Government's proposals for Fracking;
- Request the Leader of the Council write to the Secretary of State for Business, Energy and Industrial Strategy outlining this Council's opposition to Fracking and lobbying for investment in renewable energy;
- Request the Leader of the Council write to the Leaders of Local Authorities in Greater Manchester and the Mayor of Greater Manchester asking them to join Trafford in opposing Fracking and lobbying the Government for renewable energy investment;
- Identify ways for this Council to lead by example in the development of low-carbon energy supplies.

58. MOTION SUBMITTED BY THE CONSERVATIVE GROUP - ALTRINCHAM HEALTH AND WELLBEING HUB

(Note: Prior to consideration of this item, the time being 8.47 p.m., the Mayor indicated that the mover and seconder would have a maximum of 2 minutes each and that all other speeches would be limited to a maximum of one minute per speaker.)

It was moved and seconded that:

"This Council expresses its deep disappointment that the Altrincham Health and Wellbeing Hub does not appear destined to be used for its original purpose of being home to primary and community based care services, library and community hub.

Whilst it is right that the circumstances leading up to this situation are examined, the Council commits to working with its NHS partners and the wider set of stakeholders to ensure that this fantastic building is used for what it was originally intended, acknowledging that anything less will not be acceptable to the residents of Trafford.

The Council is opposed to the unreasonable expenditure of further taxpayer funds to convert this new build into offices, in the absence of further public information around steps taken to outline the detailed steps taken to ensure health and wellbeing services are provided from the hub.

**Meeting of the Council
28 November 2018**

Council therefore resolves to:

- Make clear its position to the Greater Manchester Health and Social Care Partnership, NHS Trafford Clinical Commissioning Group and other key stakeholders as required.
- Commit to working tirelessly to ensure the building is opened as it was originally intended with a full complement of health services.
- Request that Health Scrutiny be engaged to ensure actions and progress are tracked on a cross party basis receiving regular updates as determined by the Chairman of the Committee.”

It was moved and seconded as an amendment that:

“This Council expresses its deep disappointment that the Altrincham Health and Wellbeing Hub does not appear destined to be used for its original purpose of being home to primary and community based care services, library and community hub.

The Council places on record our clear expectation that the circumstances leading up to this situation are thoroughly examined and that no decisions are taken until such time as further public information is available outlining next steps for use of the hub. Council further makes clear our view that any decision on future use of this building should be in the best interest of Trafford residents, protecting taxpayer funds allocated for the delivery of patient services in the borough.

Council therefore resolves to:

- Make clear its position to the Greater Manchester Health and Social Care Partnership, NHS Trafford Clinical Commissioning Group (CCG) and other key stakeholders as required.
- Request that Health Scrutiny be engaged to scrutinise the circumstances that have led to the current situation and to track the work of the CCG’s Governing Body in moving this issue forward in the months ahead.”

Speeches were made in support of the amendment and the Council then signified it’s agreement by unanimous consent. The substantive Motion was then agreed unanimously by the Council.

RESOLVED: That this Council expresses its deep disappointment that the Altrincham Health and Wellbeing Hub does not appear destined to be used for its original purpose of being home to primary and community based care services, library and community hub.

The Council places on record our clear expectation that the circumstances leading up to this situation are thoroughly examined and that no decisions are taken until such time as further public information is available outlining

**Meeting of the Council
28 November 2018**

next steps for use of the hub. Council further makes clear our view that any decision on future use of this building should be in the best interest of Trafford residents, protecting taxpayer funds allocated for the delivery of patient services in the borough.

Council therefore resolves to:

- Make clear its position to the Greater Manchester Health and Social Care Partnership, NHS Trafford Clinical Commissioning Group (CCG) and other key stakeholders as required.
- Request that Health Scrutiny be engaged to scrutinise the circumstances that have led to the current situation and to track the work of the CCG's Governing Body in moving this issue forward in the months ahead.

59. MOTION SUBMITTED BY THE CONSERVATIVE GROUP - CAR PARKING CHARGES

(Note: Prior to consideration of this item, the time being 9.03 p.m., the Mayor indicated that the mover and seconder would have a maximum of 2 minutes each and that all other speeches would be limited to a maximum of one minute per speaker.)

It was moved and seconded that:

“This Council is opposed to plans recently outlined by the Labour-led administration to extend the period of charging in Council owned car parks to 8.00 p.m. from 2020/21. Council considers that after so many years effort to revitalise our town centres that this is a retrograde step that would harm a responsible evening economy, local businesses and shops.

Council therefore resolves to oppose these proposals and respond to the budget consultation accordingly calling on this change and the proposed increase to be removed from the final budget proposals when issued.”

It was moved and seconded as an amendment that:

“This Council notes plans recently outlined by the Labour-led administration to extend the period of charging in Council owned car parks to 8.00 p.m. from 2020/21. Council notes that charges for this and all other council car parking in the borough will be set at a level significantly lower (30% cheaper for the first 30 minutes) than the previous Conservative administration was charging as recently as March 2018. Council considers that reasonable car parking charges are one component of ensuring thriving town centres and supporting a responsible night time economy, along with a range of other factors including high quality public transport and active transport options.

Council therefore encourages all Members to review the proposals and respond to the budget consultation accordingly making their views clear as part of that process.”

**Meeting of the Council
28 November 2018**

Following a debate on the matter, the amendment was put to the vote and in accordance with Procedure Rule 16.5 a recorded vote was called for. This resulted as follows:

Those in favour of the amendment: Councillors Acton, Adshead, Baugh, Bennett, Bowker, Brophy, Brotherton, Coggins, Cordingley, Dillon, Duffield, Freeman, Harding, Hynes, Jarman, Jerrome, Lloyd, Longden, Malik, New, Patel, Procter, Ross, Slater, Stennett, Thomas, Walsh, A. Western, D. Western, Whitham, Whyte, Williams and Wright.

Those against the amendment: Councillors S.A. Anstee, S.K. Anstee, Dr. Barclay, Miss Blackburn, Boyes, Mrs. Bruer-Morris, Bunting, Butt, Carey, Chilton, Coupe, Mrs. Evans, N. Evans, Mrs. Haddad, Holden, Hopps, Hyman, Lally, Lamb, Mitchell, Myers, Sharp, Shaw, Whetton, M. Young and Mrs. P. Young.

With the result of the vote being 33 in favour and 26 against, with 0 abstentions, the amendment was declared carried.

The substantive Motion was then put to the vote and this resulted as follows:

Those in favour of the substantive Motion: Councillors Acton, Adshead, Baugh, Bennett, Bowker, Brophy, Brotherton, Coggins, Cordingley, Dillon, Duffield, Freeman, Harding, Hynes, Jarman, Jerrome, Lloyd, Longden, Malik, New, Patel, Procter, Ross, Slater, Stennett, Thomas, Walsh, A. Western, D. Western, Whitham, Whyte, Williams and Wright.

Those against the substantive Motion: Councillors S.A. Anstee, S.K. Anstee, Dr. Barclay, Miss Blackburn, Boyes, Mrs. Bruer-Morris, Bunting, Butt, Carey, Chilton, Coupe, Mrs. Evans, N. Evans, Mrs. Haddad, Holden, Hopps, Hyman, Lally, Lamb, Mitchell, Myers, Sharp, Shaw, Whetton, M. Young and Mrs. P. Young.

With the result of the vote being 33 in favour and 26 against, with 0 abstentions, the substantive Motion was declared carried.

RESOLVED: That this Council notes plans recently outlined by the Labour-led administration to extend the period of charging in Council owned car parks to 8.00 p.m. from 2020/21. Council notes that charges for this and all other council car parking in the borough will be set at a level significantly lower (30% cheaper for the first 30 minutes) than the previous Conservative administration was charging as recently as March 2018. Council considers that reasonable car parking charges are one component of ensuring thriving town centres and supporting a responsible night time economy, along with a range of other factors including high quality public transport and active transport options.

Council therefore encourages all Members to review the proposals and respond to the budget consultation accordingly making their views clear as part of that process.

**Meeting of the Council
28 November 2018**

60. MOTION SUBMITTED BY THE GREEN PARTY GROUP WITH THE SUPPORT OF A LIBERAL DEMOCRAT MEMBER - END THE BADGER CULL

(Note: Prior to consideration of this item, the time being 9.16 p.m., the Mayor indicated that the mover and seconder would have a maximum of 2 minutes each and that all other speeches would be limited to a maximum of one minute per speaker.)

It was moved and seconded that:

“This motion recognises the harm caused by Bovine TB to cattle but believes the Government’s national Badger Cull is the wrong answer. Recent studies produced in an Independent Scientific Review in 2018 by Professor Sir Charles Godfray, state that the cull only has a modest impact on the disease. They’re encouraging the government to follow vaccination programmes and for farms to enforce better management programmes to combat the disease.

A 2014 report by an Independent Expert Panel of scientists appointed by Defra to assess the effectiveness and humaneness of the 2013 pilot badger culls, concluded:

- The culls did not even come close to reducing badger populations by the 70% needed, the minimum level deemed to have any significant effect in reducing Bovine Tuberculosis in cattle;
- Coverage of 70% of the land in the cull area, another essential criteria for having any significant effect, could not be confirmed making the cull ineffective;
- Up to 18% of badgers shot were still alive after 5 minutes and at risk of experiencing marked pain, meaning up to 422 badgers may have suffered marked pain.

This Council notes:

- That strong objections to badger culling have been expressed in the UK which resulted in a petition of over 100,000 people in 2017;
- Parliament overwhelmingly voted by 219 votes to one in March 2014 to halt the badger cull stating the trials had "decisively failed" - though the result was non-binding;
- That despite contradicting statements there is strong scientific evidence that culling badgers has not made a difference to the numbers of bovine TB;
- That leading scientists in this field agree that a cull will make little or no difference and that free shooting has not been scientifically tested anywhere and could even spread bovine TB;
- The National Trust and the 37 County Wildlife Trusts are not allowing the cull to take place on their land and are working with farmers and landowners on alternative methods.

**Meeting of the Council
28 November 2018**

This Council agrees to:

- Oppose the Government's decision to cull badgers in England;
- Urge the Government to reconsider the decision as there is no scientific, economic or moral basis for culling;
- Remind the Government that badgers are a legally protected species and to kill them without knowing the full facts is a disgrace. There is now increasing public disquiet and disbelief at the violence and animal suffering associated with the badger cull;
- To not voluntarily allow badger culling on land in its ownership or any land tenanted."

Following a debate on the matter, the Motion was put to the vote and in accordance with Procedure Rule 16.5 a recorded vote was called for. This resulted as follows:

Those in favour of the Motion: Councillors Acton, Adshead, Baugh, Bennett, Bowker, Brophy, Brotherton, Coggins, Cordingley, Dillon, Duffield, Freeman, Harding, Hynes, Jarman, Jerrome, Lloyd, Longden, Malik, New, Patel, Procter, Ross, Slater, Stennett, Thomas, Walsh, A. Western, D. Western, Whitham, Whyte, Williams and Wright.

There were no votes against the Motion.

Those choosing to abstain: Councillors S.A. Anstee, S.K. Anstee, Dr. Barclay, Miss Blackburn, Boyes, Mrs. Bruer-Morris, Bunting, Butt, Carey, Chilton, Coupe, Mrs. Evans, N. Evans, Mrs. Haddad, Holden, Hopps, Hyman, Lally, Lamb, Mitchell, Myers, Sharp, Shaw, Whetton, M. Young and Mrs. P. Young.

With the result of the vote being 33 in favour and 0 against, with 26 abstentions, the Motion was declared carried.

RESOLVED: That this motion recognises the harm caused by Bovine TB to cattle but believes the Government's national Badger Cull is the wrong answer. Recent studies produced in an Independent Scientific Review in 2018 by Professor Sir Charles Godfray, state that the cull only has a modest impact on the disease. They're encouraging the government to follow vaccination programmes and for farms to enforce better management programmes to combat the disease.

A 2014 report by an Independent Expert Panel of scientists appointed by Defra to assess the effectiveness and humaneness of the 2013 pilot badger culls, concluded:

- The culls did not even come close to reducing badger populations by the 70% needed, the minimum level deemed to have any significant effect in reducing Bovine Tuberculosis in cattle;
- Coverage of 70% of the land in the cull area, another essential criteria for having any significant effect, could not be confirmed making the cull ineffective;

**Meeting of the Council
28 November 2018**

- Up to 18% of badgers shot were still alive after 5 minutes and at risk of experiencing marked pain, meaning up to 422 badgers may have suffered marked pain.

This Council notes:

- That strong objections to badger culling have been expressed in the UK which resulted in a petition of over 100,000 people in 2017;
- Parliament overwhelmingly voted by 219 votes to one in March 2014 to halt the badger cull stating the trials had "decisively failed" - though the result was non-binding;
- That despite contradicting statements there is strong scientific evidence that culling badgers has not made a difference to the numbers of bovine TB;
- That leading scientists in this field agree that a cull will make little or no difference and that free shooting has not been scientifically tested anywhere and could even spread bovine TB;
- The National Trust and the 37 County Wildlife Trusts are not allowing the cull to take place on their land and are working with farmers and landowners on alternative methods.

This Council agrees to:

- Oppose the Government's decision to cull badgers in England;
- Urge the Government to reconsider the decision as there is no scientific, economic or moral basis for culling;
- Remind the Government that badgers are a legally protected species and to kill them without knowing the full facts is a disgrace. There is now increasing public disquiet and disbelief at the violence and animal suffering associated with the badger cull;
- To not voluntarily allow badger culling on land in its ownership or any land tenanted.

The meeting commenced at 7.00 p.m. and finished at 9.26 p.m.

TRAFFORD COUNCIL

Report to: Council
Date: 20 February 2019
Report for: Decision
Report of: Corporate Director of Governance and Community Strategy

Report Title

Appointment of Independent Member of the Accounts and Audit Committee

Summary

Part three of the Council’s Constitution states that Membership of the Accounts and Audit Committee comprises 7 Members. A non-voting member, with appropriate skills and experience, may be co-opted on to the Committee with the approval of the Council. This report recommends such an appointment.

Recommendation(s)

That Jeannie Platt is co-opted to be a Member of the Council’s Accounts and Audit Committee with effect from 1st March 2019 until the Annual Meeting in 2023.

Contact person for access to background papers and further information:

Name: Peter Forrester
 Extension: 1815

Background Papers: None

Relationship to Policy Framework/Corporate Priorities	None
Financial	The independent Member will be entitled to an allowance of £1,170 per annum which will be met from the Members Allowances budget.
Legal Implications:	Part three of the Council’s Constitution states that Membership of the Accounts and Audit Committee comprises 7 Members. A non-voting member, with appropriate skills and experience, may be co-opted on to the Committee with the approval of the Council.
Equality/Diversity Implications	None
Sustainability Implications	None
Resource Implications e.g. Staffing / ICT / Assets	None
Risk Management Implications	None

Health & Wellbeing Implications	None
Health and Safety Implications	None

1. Background

Part three of the Council's Constitution states that Membership of the Accounts and Audit Committee comprises 7 Members. A non-voting member, with appropriate skills and experience, may be co-opted on to the Committee with the approval of the Council.

A recruitment exercise was carried out in the autumn and candidates were interviewed by the Chair and Officers. They would recommend that Ms Jeannie Platt be appointed to the role. Ms Platt has the necessary experience and skills to fulfil the role.

This report recommends that Jeannie Platt be appointed from 1st March 2019. The appointment will be for a period of four years (finishing in May 2023) and will be reaffirmed at the Annual Meeting each year.

TRAFFORD BOROUGH COUNCIL

Report to: Executive and Council
Date: 20 February 2019
Report for: Decision
Report of: Executive Member for Finance and the Corporate Director of Finance and Systems

Report Title

Executive's Revenue Budget Proposals 2019/20 & MTFS 2020/21 - 2021/22

Summary

This report sets out the Executive's updated 3 year budget strategy proposals and detailed revenue budget proposals for 2019/20 and Medium Term Financial Strategy (MTFS) for the period 2020/21-2021/22.

The key summary of figures for the revenue budget are:

- The overall budget movement for 2019/20 is an increase in the net budget of £5.69 million or 3.46%, from £164.25 million to £169.94 million.
- The budget funding gap for the three years before applying these proposals is now estimated to be £45.88 million comprising:
 - £34.18 million of additional cost pressures
 - £11.70 million of reductions to funding
- The proposals contained in the report close the 2019/20 budget gap of £13.44 million via a mixture of measures:
 - Additional funding of £3.78 million and use of reserves £2.80 million
 - Income generation £3.28 million
 - Transformational service delivery savings £3.58 million
- It should be noted that if all the proposals in this report are implemented there currently still remains a residual budget gap of:
 - £15.71 million in 2020/21, and
 - £12.81 million in 2021/22

Throughout 2019 the Executive will continue to review proposals to address this budget gap.

Recommendation(s)

That the Executive recommend to Council that it approves the following:-

- a) The 2019/20 net Revenue Budget of £169.94 million.
- b) The 2020/21 to 2021/22 Medium Term Financial Strategy (MTFS) including the income and savings proposals.
- c) The calculation of the Council Tax Requirement as summarised in Section 9.1 and set out in the Formal Council Tax Resolution (as required under statute and formerly called the Green Sheets in Annex I (any update for changes in Mayoral Police and Crime Commissioner or Mayoral General (incl Fire Services) Precepts, if any, will be tabled at the Council Meeting);
- d) To increase Council Tax by 3.99% in 2019/20:
 - o 2.99% general increase in the 'relevant basic amount' in 2019/20, 2020/21 and 2021/22, and
 - o 1% for the 'Adult Social Care' precept in 2019/20.
- e) The Fees and Charges for 2019/20 and those relating to Registration of Births, Death & Marriages also shown for 2020/21, as set out in the Fees & Charges booklet.
- f) That approval is delegated jointly to each Corporate Director with the Corporate Director of Finance and Systems to amend fees and charges during 2019/20 in the event of any change in VAT rate, as appropriate.
- g) That approval be delegated jointly to each Corporate Director with the Corporate Director of Finance and Systems to amend fees and charges during 2019/20 under delegated powers where the economics of the charge levels have changed (e.g. costs have risen unexpectedly), or for commercial reasons.
- h) That the minimum level of General Reserve for 2019/20 be increased to £7.0 million an increase of £1m from 2018/19 (Section 7.2).
- i) The Capital Strategy, Prudential and Local Indicators and overall level of the Capital Programme and Asset Investment Fund of £212.28 million (as detailed in the Capital Strategy, Capital Programme & Prudential Indicators 2019/22) of which £167.93 million relates to 2019/20; this includes £106.91million of new prudential borrowing.
- j) The Treasury Management Strategy 2019/20 to 2021/22, including the debt strategy (Section 3), the investment strategy (Section 5) and the Prudential Indicators, including the Authorised Limit (as required by Section 3(1) of the Local Government Act 2003, Operational Boundary, Minimum Revenue Provision and investment criteria as set out in Appendix 3 of the report.

- k) The distribution of Dedicated Schools Grant as recommended by the School Funding Forum and Executive as summarised in Section 8 and detailed in Annex H.

and in recommending approval of the above, has taken into consideration :

- a) The objective assessment by the Corporate Director of Finance and Systems of the robustness of budget estimates and adequacy of the financial reserves (Section 7 and Annex G).
- b) The Executive's response to the Scrutiny Committee's recommendations to the budget proposals as included in a separate report on the agenda.
- c) The Council's Public Sector Equality duty.
- d) The results of the consultation on the budget proposals

In addition, Executive recommends that Council notes the following :

- a) The approval on 23 January 2019 under delegated powers by the Corporate Director of Finance and Systems of the Council Tax Base for 2019/20 at 76,999 Band D equivalents.
- b) Along with the calculation of the estimated Council Tax surplus, sufficient to release £(1.324)million to support the Council's 2019/20 revenue budget and a distribution of £(187)k and £(74)k representing the respective shares of the Mayoral Police and Crime Commissioner Precept and Mayoral General Precept (including Fire Services).
- c) The base budget assumptions as set out in the Medium Term Financial Strategy (MTFS) as detailed in Annex A.
- d) The budget gap for the two years 2020/21, £15.71m and 2021/22, £12.81m.
- e) That the Capital Programme for 2019/20, 2020/21 and 2021/22 is to be set at an indicative £167.93 million, £32.99 million and £11.36 million respectively (indicative at this stage as a number of capital grants not yet known).
- f) That the Council Tax figures included in the report for the Mayoral Police and Crime Commissioner Precept and Mayoral General Precept (including Fire Services) are the recommended provisional amounts pending their formal approval.

Contact person for access to background papers and further information:

Name: Councillor Michael Cordingley, Executive Member for Finance
Nikki Bishop, Corporate Director of Finance and Systems
Extension: 4884

Background Papers – Report to Executive 15 October 2018 Executive’s Draft Revenue Budget Proposals 2019/20 & MTFS 2020/22

Implications:

Relationship to Policy Framework/Corporate Priorities	Value for Money. The proposed draft budget for 2019/20 supports all key priorities and policies.
Financial	The report sets out the proposed budget for 2019/20, allocating available resource across service objective heads as detailed in Annex F of the report.
Legal Implications:	It is a statutory requirement for the Council to set and approve a balanced, robust budget and Council Tax level. Budget proposals take account of various legislative changes as they affect Council services. If the budget for a directorate is to be exceeded, which will result in a call on reserves, the Executive will need to identify the impact on reserves and when they will be replenished. Where appropriate and necessary some of the savings proposals have been the subject of consultation.
Equality/Diversity Implications	The Council has complied with the requirements of its Public Sector Equality Duty. Where appropriate and necessary some of the savings proposals have been the subject of consultation. Measures have been subject to equality impact assessments where necessary.
Sustainability Implications	None arising out of this report.
Resource Implications e.g. Staffing / ICT / Assets	Human Resources – statutory processes have been complied with during the course of these budget proposals in respect of staffing implications where they apply.
Risk Management Implications	The risks associated with the budget proposal have been considered.
Health and Wellbeing Implications	The Council has complied with the requirements of its Public Sector Equality Duty.
Health and Safety Implications	The health and safety implications of the budget proposal have been considered.

Other Options

The Executive is recommending an overall increase to the level of council tax of 3.99% in 2019/20 comprising the increase of 1% for the ‘adult social care precept’ to be earmarked for adult social care expenditure and 2.99% general increase in the ‘relevant basic amount’.

An alternative option is not to increase council tax but there would be insufficient funding to pay for the Council's services in 2019/20. If this option were pursued then further savings of £3.79 million would need to be identified over and above the significant level of savings already included in this budget report. Alternatively a decision could be made to increase its 'relevant basic amount of council tax' above the levels proposed in this report, however this would exceed the referendum limits, which would mean a local referendum was required.

The use of reserves has been reviewed (See Section 7) and an appropriate amount has been assessed for release to support these budget proposals whilst still maintaining a prudent level of reserves to manage any unforeseen risks. Any further use of reserves is not recommended as it does not provide a sustainable means of balancing the budget.

Consultation

A number of the savings proposals have been subject to public consultation and the outcomes are detailed in Section 1.2.

The Public Sector Equality Duty

The Equality Act 2010 requires public authorities to have regard to the Public Sector Equality Duty in making any decision. The public sector equality duty requires public authorities to consider the needs of people who are disadvantaged or suffer inequality when making decisions regarding its service provision and policies.

People who have certain protected characteristics are protected under the Equality Act 2010. The protected characteristics are: age, disability, gender reassignment, pregnancy and maternity, race, religion or belief, sex and sexual orientation.

The legislation requires that, when carrying out its functions, a public authority must have due regard to:

- The elimination of unlawful discrimination;
- The advancement of equality of opportunity between people who have protected characteristics and those that do not; and
- The fostering or encouragement of good relations between people who share a protected characteristic and those who do not.

In considering the report and deciding whether to propose the recommendations to Council the Executive is required to have regard to the Public Sector Equality Duty. In order to satisfy this duty the Executive must consider whether the proposals are likely to discriminate against or disadvantage persons who have protected characteristics as set out above; whether there are mitigation measures which would offset any such impacts which are identified; or whether countervailing factors, namely the significant budgetary pressures facing the Council and the need to make improvements and efficiencies to the services concerned are considered to provide justification for the measures proposed. Where appropriate and necessary Equality Impact Assessments of the proposals have been carried out and these are available to members to assist them in the evaluation of the proposals in the context of the Public Sector Equality Duty.

Reasons for Recommendation

To enable the Council to set a Budget Requirement and Council Tax level for 2019/20. The reasons for these recommendations are to deliver a balanced budget for 2019/20 in relation to the proposals set out in this report, whilst having due regard for equality impact and risk mitigation.

Key Decision

This is a key decision currently on the Forward Plan: Yes

Finance Officer Clearance ...GB.....

Legal Officer Clearance ...JLF.....

CORPORATE DIRECTOR'S SIGNATURE



To confirm that the Financial and Legal Implications have been considered and the Executive Member has cleared the report.



TRAFFORD
COUNCIL

**Executive's
Revenue Budget
Proposals 2019/20 &
2020/21-2021/22 Medium
Term Financial Strategy**

20 February 2019

CONTENTS

	Pages
Foreword by the Executive Member for Finance	1
Section	
1 Budget Process 2019/20	6
2 Financial Background	11
3 2018/19 Base Budget & Monitoring Position as at Period 8 (November 2018)	16
4 Budget Updates 2019/20 and MTFS 2020/22	22
5 Proposed 2019/20 Budget & 2020/22 MTFS	29
6 Investment Strategy	31
7 Robustness, Risks & Reserves	32
8 Schools Funding & Budgets 2019/20	38
9 Council Tax Requirement and Statutory Calculations	44
 Annexes	
A Base Budget Assumptions	48
B Budget Movements & Proposals: Feb 2018 to Oct 2018	49
C Analysis of Business Rate Growth Supporting the Budget in 2019/20	54
D Income and Savings Proposals 2019/20 to 2021/22	55
E 2019/20 indicative Budget Categorised subjectively (changes in expenditure and incomes by category)	62
F 2019/20 indicative Budget Categorised objectively (management accounts format)	63
G Robustness of the 2019/20 Proposed Budget Estimates	66
H Outline of Schools Funding Formula 2019/20	71
I Formal Council Tax Resolution	72

**FOREWORD by the EXECUTIVE MEMBER for FINANCE
COUNCILLOR MIKE CORDINGLEY**

I am pleased to present the Council's budget report for the period 2019/20 to 2021/22 which sets out our spending priorities across the revenue budget, capital programme and the Dedicated Schools Grant (DSG) budgets. 2019/20 will be the tenth consecutive year that the Council has been challenged with having to set a budget faced with continuing reductions in funding. Over this period this has meant savings to council services of £138m have had to be made; this inevitably poses a strain on continuing to deliver the services that our community deserves.

In recent months the plight of local government finances has come under great attention as a number of local authorities struggle to cope and in some cases have shifted to a core service offer, barely above a statutory minimum. Trafford is already a low spend authority and therefore has limited flexibility available to address further cuts in funding. Our population is projected to increase by around 12% to 261,000 over the next twenty years, a slightly higher rate of increase than the national projection of 11%. Reflecting the national trend, the highest rates of population growth will be seen within the older age groups. The number of people aged 65 and over is projected to increase by 40%, whilst those aged 85 and over will increase by 73% bringing even greater challenges to the health and social care system. This coupled with a growth in the level of children in care or with special educational needs, places a great strain on this area of the budget which accounts for over half of our net expenditure.

Over the next few years there will be a number of issues which will have a direct and significant impact on the budget. The national Spending Review next spring will signal the expected levels of resources to be available to local government over the next three years and the long awaited green paper on the future of social care should offer some solutions for our social care services and how they can be afforded in the future.

2020/21 will see two major changes; the implementation of the Fair Funding Review which will be used to distribute resources across local government nationally and a reset of the business rate retention scheme. Both these changes are likely to impact on the level of resources we have to support our services, particularly the latter with a proposed full reset of business rate baselines which will mean that the growth achieved in recent years and which has been supporting our budget will be removed.

Since the summer the Executive and Corporate Leadership Team have held a number of workshops to firstly take stock of the overall budget position, the assumptions underpinning the financial forecasts and the extent of the funding gap over the next three years and then to develop proposals to address that gap.

Since the draft budget was presented to Executive on 15 October 2018 there have been a number of factors which have contributed to an overall increase in the budget gap for 2019/20 from £12.10m to £13.44m and over the next three years from £41.37m to £45.88m.

There has been a full review of budget assumptions and review of inflationary pressures on pay, goods and services and contractual expenditure as well as including the implications of the Autumn Budget Statement and Local Government Financial Settlement. The implications of the projected outturn for 2018/19 have also been considered together with full robustness review of the budget by the Corporate Director of Finance and Systems. The Council's Scrutiny Committee has also contributed positively to the budget process and reviewed the budget assumptions and proposals.

<i>Movement in Gross Budget Gap Draft to Final</i>	2019/20 £'000	2020/21 £'000	2021/22 £'000	Total £'000
At Draft Budget	12,095	22,533	6,744	41,372
Total Changes to Budget Assumptions (see Annex B for detail)	3,407	1,472	0	4,879
Changes to Funding				
Increase in Council Tax Base further 0.25% to 1.25%	(251)	(11)	(8)	(270)
Additional release of accumulated Council Tax Surplus	(424)	424	0	0
Changes in Bus Rate Assumptions (inc. Reset)	(1,385)	1,280	(1)	(106)
Total Changes to Funding (Non Policy Choice)	(2,060)	1,693	(9)	(376)
Revised Gross Budget Gap (Feb 2019)	13,442	25,698	6,735	45,875

The robustness review of the budget has identified areas where further new investment has been included in the budget proposals, particularly around the pressures being felt in adult and children's social care services. These proposals include for approximately £5.7m of growth between 2018/19 and 2019/20 in this area to cover further demographic growth, children's placement costs, rising cost of home to school transport and additional costs reflecting market pressures (costs exceeding framework prices).

We promised to review the charge introduced during 2017/18 for the collection of garden waste. Removing the charge would have the following impact on the budget:-

- Reduction in net income £1.45m
- Impact on waste levy and provision of bins £350k.

These budget proposals allow for the charge being removed from June 2019, with a short period during which residents without a garden waste bin can request one for free. This has been accommodated as a result of sustainable income from a growth in our council tax-base, projected new income from the Asset Investment Strategy and further savings and income measures identified since the draft budget was prepared. These include additional savings from a debt restructuring exercise and the replacement of a sizeable market LOBO loan instrument.

The 2019/20 revised gross budget gap of £13.44m has been met by a combination of the following:

- Policy Choice Funding Increases amounting to £6.59m, comprising
 - Continuation of the previously proposed increase in Adult Social Care Precept of 1% to generate £0.95 million
 - Increase in the basic rate of Council Tax of 2.99%, generating £2.84m
 - Application of Budget Support Reserve £2.80m
- Income generation and savings amounting to £6.85m, comprising:-
 - Income Generation of £3.28m
 - Service Delivery Savings of £3.57m

Summary of the Budget Proposals	2019/20 £'000	2020/21 £'000	2021/22 £'000	Total £'000
Revised Gross Budget Gap (Feb 19)	13,442	25,698	6,735	45,875
Policy Choice Funding Proposals				
Adult Social Care Precept increase 1%	(950)	0	0	(950)
General Increase in basic Council Tax to 2.99%	(2,839)	(2,973)	(3,080)	(8,892)
Contribution from Budget Support/ Business Rate Smoothing Reserves	(2,798)	(4,502)	7,300	0
Total Policy Choice Funding	(6,587)	(7,475)	4,220	(9,842)
Savings and Income proposals *	(6,855)	(2,514)	1,852	(7,517)
Revised Budget Gap (Feb 19)	0	15,709	12,807	28,516

Our capital investment plans include proposals for some major new investment. In October 2018 the Executive approved £46.8m for the rebuild of two new leisure centres in Stretford and Altrincham, in addition to planned investment to redevelop Urmston leisure centre at a cost of £6.95m. In respect of investment on the highways the capital programme includes £6.24m in 2019/20 to be financed mainly from capital receipts.

The capital expenditure plans for 2019/20 also include provision for:-

- Investment in school buildings of £21.6m
- Targeted support to some of our most vulnerable residents £3.6m
- Outdoor sports and improvements to green spaces £1.3m
- Public realm works in our town centres £3.9m
- Expansion of a full fibre IT connectivity across the borough £0.7m
- Town centre and business loans £350k

Section 7 provides an update on the levels of reserves. It is worth noting that whilst the 2019/20 budget proposals in the report include £2.8m of support from the Budget Support Reserve, an amount of £4.5m has been added to reserves during 2018/19 to support future budget plans.

In addition the Council are taking an unprecedented step in supporting the increasing pressures on the High Needs budget (Section 8) by contributing £0.6m towards the cost of SEN provision in 2019/20. This means that the additional grant allocated by the ESFA in December 2018 for high needs can be used to invest in the service in an attempt to avoid changes which will inevitably put pressure on service provision for some of the borough's most vulnerable children.

The proposals in this report still leave a budget gap of £15.7m in 2020/21 and sustainability of Council budgets remains a major risk. Even without having to contend with reductions to funding the Council is faced with annual expenditure pressures caused by cost of living increases in pay for our staff, contract prices and demography pressures in the region of £8m to £9m per year. The ability to pay for these services through an increase in council tax is limited and means that future sustainability is a major concern with these high level numbers implying that new savings to already stretched Council services will be required on an annual basis unless addressed by additional grant or changes to the future funding arrangements for social care as promised in a future green paper.

The hard reset of the business rate baselines, promised by MHCLG, in 2020/21 will mean that funding streams the Council has become reliant on could be lost and this is the major reason the funding gap for 2020/21 remains at £15.7m. It is unlikely that any indicative funding figures will be made available by Government until late summer or early autumn 2019, a concern that the Local Government Association has taken up directly with MHCLG, which will make financial planning difficult for 2020/21. In any event a number of potential mitigating factors exist:-

- Government are currently consulting on transitional arrangements which, whilst these will unwind over a period of time, could protect the Council from a sudden and significant fall in resources.
- The Council's current budget contains a modest level of discretionary services which will be reviewed during 2019 as well as fees and charges
- Comprehensive Spending Review and the social care green paper could both signal the trajectory of funding in future years and specifically funding for social care.
- Population growth in Trafford is projected to rise faster than the national average which whilst meaning the pressure on Council services could increase is likely to mean improved levels of Government funding through the new formula as proposed which has its basis in population numbers.

The Asset Investment Strategy is realising both regeneration benefits and vital new income streams and the proposal in this budget report to increase the size of the Investment Fund will provide greater scope to achieve further new income streams in 2019/20.

Local Government will continue to play a vital role in delivery of public services and in combatting the effects of austerity on the local community. With a budget gap for the following two years of £28.52m, the size of the challenge remains significant. This gap clearly indicates that the sustained austerity since 2010 is far from over and this is compounded with the impact of Brexit, lack of information on the future of social care funding and the reset of business rate baselines which add significant pressure and uncertainty in future years. For that reason the Council's Executive and Leadership Team will continue to work on developing further budget proposals during 2019/20 to meet this future financial challenge.

Councillor Mike Cordingley

A handwritten signature in black ink, appearing to read 'M. J. Cordingley', written in a cursive style.

Executive Member for Finance

BUDGET PROCESS 2019/20

1.1 Budget Approach 2019/22

1.1.1 To put the budget process into context it is useful to understand the size of the overall budget.

1.1.2 The gross revenue expenditure of the Council in 2018/19 is £454m and comprises:-

- Gross revenue budget £256m (£164m, net of specific grants and fees and charges income);
- Schools (Dedicated Schools Grant) £129m (excluding academy schools);
- Housing Benefits £69m.

1.1.3 In addition the Council has a capital programme of £340m in 2018/19 (including the Asset Investment Fund) which covers the cost of acquisition of new assets and major maintenance and improvements of the Borough's infrastructure.

1.1.4 In setting the budget close attention is placed on ensuring it aligns closely with the Council's priorities which in turn will help delivery of the Council's vision:

“Working together to build the best future for all our communities/everyone in Trafford”

1.1.5 The Council has identified seven strategic priorities that it believes are crucial to enabling Trafford residents, businesses and staff to thrive. These priorities set out the aspirations for our people, place and communities, and how they can affect and improve their daily lives.



Building Quality, Affordable and Social Housing

Trafford has a choice of quality homes that people can afford



Health and Wellbeing

Trafford residents health and Well-Being is improved and Reducing Health Inequalities



Successful and Thriving Places

Trafford has successful and thriving town centres and communities



Children and Young People

All Children and Young People in Trafford will have a fair Start



Pride in Our Area

People in Trafford will take pride in their Local Area



Green and Connected

Trafford will maximise its Green Spaces, Transport and Digital Connectivity



Targeted support

People in Trafford will get support when they need it most

- 1.1.6 Both the revenue budget and capital programme have been developed to ensure they clearly support the delivery of outcomes related to each priority.
- 1.1.7 The draft budget for 2019/20 was agreed by the Executive on 15th October 2018 and set out the overall approach to the budget to address a funding gap of £41.37m in the revenue budget over the next three years, of which £12.10m related to 2019/20.
- 1.1.8 In developing the budget proposals the Executive has continued to focus on creation of new income into the Council in order to avoid the equivalent amount having to be found from service budgets and thereby minimise adverse impacts on residents and businesses.
- 1.1.9 At draft budget in October 2018 a number of income generation proposals and savings totalling £5.94m were identified and assumptions were made on increases to the rate of council tax. At that stage a budget gap of £2.36m remained in 2019/20.

Table 1; Budget Gap Oct 18	2019/20 £000's	2020/21 £000's	2021/22 £000's	Total £000's
Gross Budget Gap before Feb 18 Savings and Policy Choice Funding Proposals	10,606	9,129	0	19,735
Budget Updates at Draft (Oct 18)				
Changes to Budget Assumptions	3,478	4,155	8,547	16,180
Changes to Funding	(1,989)	9,249	(1,803)	5,457
Revised Gross Budget Gap (Oct 18)	12,095	22,533	6,744	41,372
Policy Choice Funding Proposals				
Reinstate Adult Social Care Precept increase 1%	(950)	0	0	(950)
General Increase in basic Council Tax to 2.99% (subject to referendum level)	(2,839)	(2,973)	(3,080)	(8,892)
Contribution from Budget Support/ Business Rate Smoothing Reserves	0	(7,300)	7,300	0
Total Policy Choice Funding	(3,789)	(10,273)	4,220	(9,842)
Savings and Income proposals	(5,943)	(1,885)	1,645	(6,183)
Revised Budget Gap (Oct 18)	2,363	10,375	12,609	25,347

1.1.10 Since the draft budget which was approved by the Executive on 15th October 2018 there have been a number of factors which have impacted on the overall budgetary position.:-

- Provisional Local Government Finance Settlement (Section 2)
- In-year monitoring position (Section 3)
- General review of budget assumptions
- Scrutiny
- Staff Consultation

1.2 Consultation

1.2.1 In order to assist the evaluation of the budget proposals and to ensure that the Council is sufficiently informed to enable it to meet its duties under the Equality Act, a number of Equality Impact Assessments (EIAs) have been carried out to ensure that due consideration was given to those with the protected characteristics and to identify the likely impact of the proposals on each of these groups for the savings measures included in the report.

1.2.2 The Council has carried out public consultation on its budget proposals where required and taken these into consideration when presenting this budget. Those carried out were:

- Council Tax Support involving an increase in provision to the most vulnerable clients. After an eight week consultation, 10 August to 5 October 2018, involving a press release, an on-line survey and a range of stakeholder events more than 75% of those who responded supported the proposed changes. The cost of these favourable changes has been met through the existing budget.
- Adult Social Care Charging and Debt Recovery Policies and Regulatory Reform Order. Policies have been amalgamated and clearer guidance relating to disability related expenditure agreed. In addition, changes to funding, grants and charges were included. After a twelve week consultation, 28 August to 21 December 2018, involving a targeted mailshot, an on-line survey and a range of stakeholder events, the Council has only taken forward the changes that were supported by the majority of the respondents.
- Amendments to Contact Centre opening hours were consulted on via an online consultation. The proposed changes were to move the opening time from 8.00am to 8.30am and closing time to move from 7.00pm to 5.30pm as there is less demand for services during these times and also to encourage residents to use the online facilities that are available. There were only two respondents to this consultation both of whom disagreed with the changes. Having considered the responses the recommendation is to proceed with the changes.
- Revised Car Parking fees for 2019/20 for on and off street car parking, and extending the charging period for on and off street parking to 8pm, Monday to Saturday, from April 2020. There were almost 250 responses

received to this online consultation. There was a balanced response to the revised parking fees, with 42% strongly agreeing/agreeing and 48.5% strongly disagreeing/disagreeing with the amended tariffs. The comments received related to concerns regarding the half hour tariff of 50p, however, this needs to be balanced against the reduced tariffs for longer time periods which will encourage people to extend their stay in town centres. The majority (75%) of those responding to the extended charging period from April 2020 either strongly disagreed/disagreed with the proposal, with 22% of respondents either strongly agreeing/agreeing. However, it is believed that the extended charging period to 8pm will allow for more effective parking management in town centres and high use areas in the future.

In addition, the Council is committed to the sustainable development of the borough's town centres which are well served by public transport, including the metrolink which provides excellent connectivity to Altrincham, Sale, and Stretford town centres. The Council is actively working with the GMCA/TfGM to further improve these services and public transport provision as a whole. The Council has made significant investment in the town centres, such as the c£3m improvements to the public realm in Altrincham with a further c£3m planned, and c£2m planned to further improve the public realm in Stretford. Also Altrincham has greatly benefited from the c£19m investment made in the new Interchange providing a hub for bus, tram and train services. As part of the GM Mayor's Made to Move strategy, aimed at encouraging walking and cycling to benefit health and wellbeing and reduce congestion, the Council is developing plans to improve cycling and walking routes throughout Trafford and is currently developing an Active Neighbourhood pilot for Urmston and will be exploring the potential for a further pilot in Sale. The Council is therefore trying to ensure a balanced approach between car usage and the accessibility of efficient and effective public transport in Trafford.

For these reasons, having considered the responses and comments received, the recommendation is to proceed with the proposed changes.

1.3 Scrutiny Review

1.3.1 The Scrutiny process for the budget was undertaken across three different sessions:-

- Stage 1 - Review of the MTFP, budget assumptions and budget gap at the draft budget stage (3 October 2018)
- Stage 2 – Presentation by the Leader of the draft budget proposals agreed on 15 October 2018 (7 November 2018)
- Stage 3 – Two further sessions were held on 4 and 6 December 2018 to provide background information on the budget proposals and to answer Scrutiny Members' questions.

- 1.3.2 All sessions were attended by relevant Executive Members and senior officers to give background to the budget proposals and answer questions.
- 1.3.3 Scrutiny Committee comments were submitted to the Executive on 28 January 2019 in the 'Overview and Scrutiny Review of the Executive's Draft Budget Proposals for 2019/20' report
- 1.3.4 The report identifies that Scrutiny Members feel that there are some key areas where the Executive needs to satisfy itself of the robustness of the proposals. These are:
- Delayed Transfers of Care
 - Demand Led Services
 - Adults and Children's Social Care Budget Saving Proposals
 - Budget Reserves and Provisions
 - Budget Monitoring and Future Budget Shortfall
- 1.3.5 In addition Scrutiny requested that a budget be made available to seek the relevant advice to inform a Task & Finish Group's work in developing a carbon budget and set a challenging target date for carbon neutrality in Trafford. Specific costs are not yet known but will have to be met from in year savings within the Place Directorate budget.
- 1.3.6 The Executive's response to the Scrutiny Committee issues and recommendations can be found in a separate report on the Executive agenda.

1.4 Staff Consultation – Terms and Conditions

- 1.4.1 None of the proposals included in the report have a direct impact on staff to require any formal consultation.

2. FINANCIAL BACKGROUND

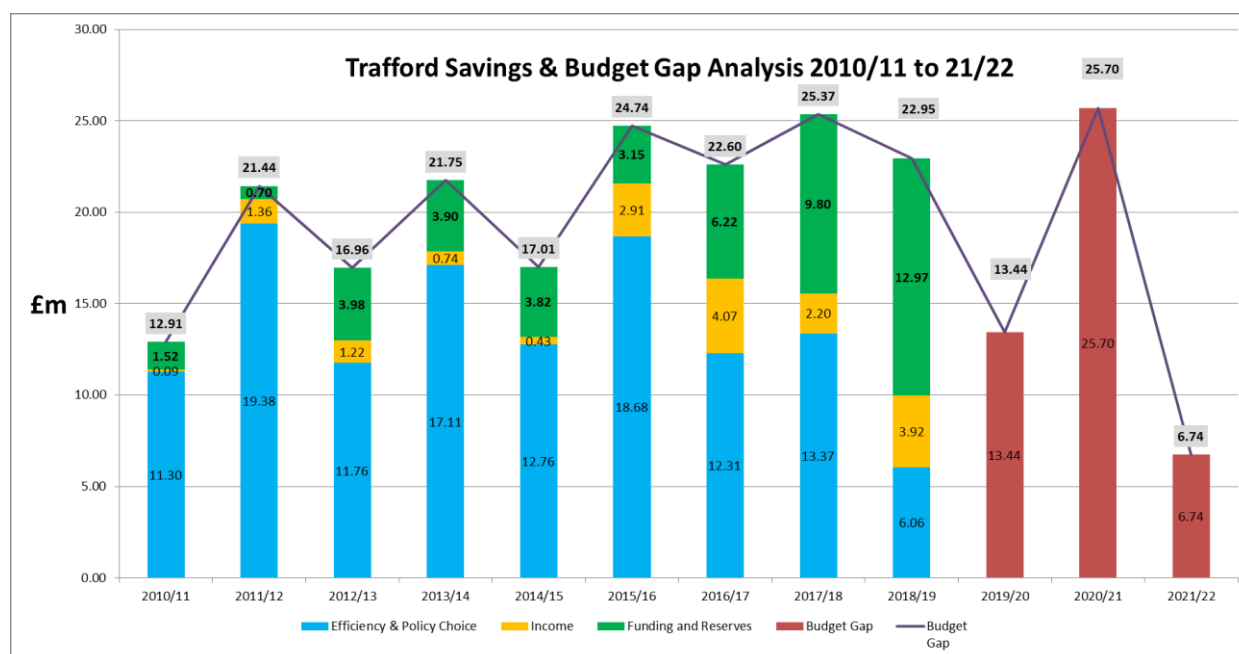
2.1 Background

2.1.1 Since 2010 the Government has reduced the funding for Local Government as part of its efforts to reduce the fiscal deficit. This equates to a 28.6% real terms reduction in an authority's spending power, taking into account council tax.

2.1.2. Alongside reductions in funding, local authorities have had to deal with growth in demand for key services, most notably adult's and children's social care; this demand is expected to continue. Other pressures have also been faced including higher national insurance contributions, inflationary pressures on goods and services, the apprentice levy and the National Living Wage.

2.1.3 In recent years Government has provided some extra funding for social care by way of specific grant and combined with the introduction of the adult social care precept this has meant that the rates of reduction to overall funding have levelled since 2016/17 and will remain relatively flat until 2019/20.

2.1.4 This has meant that by 2019/20 the total value of budget gaps caused by the expenditure pressures and funding reductions since 2010/11 to 2018/19 is £185.7m. There is a further forecast gap for the next three years of £45.88m, of which £13.44m relates to 2019/20.



2.2 Autumn Budget

2.2.1 The Chancellor's Autumn Budget on 29 October 2018 announced more positive news for local government. Overall public-sector spending forecasts for the 2019 Spending Review are better than had previously been expected, and local government should gain from this improvement. In the short term, local government appears to have moved up the Government's agenda and additional funding for the sector has been announced for both 2018/19 and

2019/20. However, these new grants only partially offset the £1.4bn and £1.3bn cuts in Revenue Support Grant in 2018/19 and 2019/20 respectively.

2.2.2 The additional funding included:-

- £650m additional grant funding for adult social care in 2019/20,
- £45m for DFG in 2018/19,
- £84m on 5 years on children's service programme
- £450m in 2018/19 for potholes that will be allocated to highways authorities.

2.2.3 Trafford's share of the capital allocations has been incorporated in the 2018/19 capital programme whilst the additional social care funding has been included in the budget plans for 2019/20:-

- £1.616m Social Care Support Grant – to ensure that pressures in both adults and children's social care do not create additional demand on the NHS
- £0.946m Winter Pressures – a continuation of the investment made in 2018/19 to address delayed discharges to care

2.3 Local Government Finance Settlement

2.3.1 The 2019/20 Local Government Finance Settlement was announced on 13 December 2018.

2.3.2 At a headline level the total Core Spending Power (CSP) for local government as a whole will increase from £45.098bn to £46.373m (2.8%) between 2018/19 and 2019/20. CSP comprises a number of core funding components with the main ones being:-

- Settlement Funding Assessment (Retained business rate baseline and Revenue Support Grant)
- Section 31 compensation grants for business rate initiatives
- Council tax income
- Improved Better Care Fund
- Adult Social Care Support Grant
- New Homes Bonus
- Rural Services Delivery Grant

2.3.3 For Trafford the movement in core spending power is as follows:-

Table 2: Core Spending Power	2018/19 £m	2019/20 £m
Settlement Funding Assessment	45.334	41.133
Section 31 BR compensation grants	0.803	1.168
Council Tax	94.497	99.649
Improved Better Care Fund	5.725	7.037
New Homes Bonus	1.636	1.724
Rural Services Delivery Grant	0	0
Transition Grant	0	0
Adult Social Care Support Grant	0.591	1.616
Winter Pressures Grant	0.946	0.946
Total	149.532	153.273
% Increase		2.5%

2.3.4 The increase for Trafford was lower than the national average due to the size of reduction in Revenue Support Grant.(See Table 3)

2.3.5 The Settlement confirmed the funding offered in accepting the four year settlement deal as detailed in the table below. This shows a further reduction in Revenue Support Grant, a component of SFA in the table above, of £5.00m, which impacts on the level of baseline funding retained by the Council (See Annex C).

Table 3 - The Funding Offer	2016/17 £000's	2017/18 £000's	2018/19 £000's	2019/20 £000's
Revenue Support Grant	22,989	15,276	10,303	5,299
Transitional Grant	465	458	0	0
Rural Services Delivery Grant	0	0	0	0
Total	23,454	15,734	10,303	5,299

2.3.6 The Settlement also included the following:-

- Confirmation on the council tax referendum threshold of 2.99%;
- Confirmation of baseline funding, business rate baselines and tariff levels for 2019/20;

- Start of two consultations on local authorities' relative needs and resources and business rate retention reform, including a business rate reset for 2020/21;
- A Green Paper is still awaited setting out the Government's proposals for reform of social care funding;
- A number of technical changes to business rates due to indexation changes, release of unused national business rates levy and new homes bonus allocations.

2.3.7 The Final settlement was announced on 29 January 2019 and confirmed the details in the provisional settlement and the final year of the four year settlement. The only change was additional council tax flexibility for Northamptonshire County Council.

Business Rates

2.3.8 Whilst the settlement contained a range of technical adjustments affecting the level of business rates available to support the budget in 2019/20, significant benefit will continue to be realised from the GM business rate pilot. The main benefit being that the Government's share of business rate growth, above baseline of 50% under the previous arrangement, is no longer payable and instead retained within GM. The overall benefit from business rates growth supporting the Council's 2019/20 budget is £13.29m as detailed in Annex C.

2.3.9 However, there still remains uncertainty over the level of funding that will be available from 2020 due to the impending reset to business rate baselines and a redistribution of funding formula and the overall reserves strategy as outlined in these budget proposals recognises this risk.

Council Tax

2.3.10 Whilst Council Tax in Trafford remains one of the lowest in the country and the lowest in Greater Manchester, council tax revenues continue to be fairly buoyant due in part to the growth in the tax base. This is due not only to the success of the local economy, with less having to be paid in council tax support, but also the Council has a proactive approach in assisting housing developers with their planning applications including linking them into funding sources to improve the prospect of delivery. Also investment in public realm is expected to have the twin benefits of attracting more business whilst also making our town centres attractive places to live.

2.3.11 Taking this into consideration the Corporate Director of Finance and Systems, in accordance with her delegated powers, has approved a Tax Base of 76,999 Band D properties for 2019/20, an increase of 954 from 2018/19. The forward plans have an expectation of growth in council tax base of 1.25% for 2019/20 and 1.0% in each of 2020/21 and 2021/22.

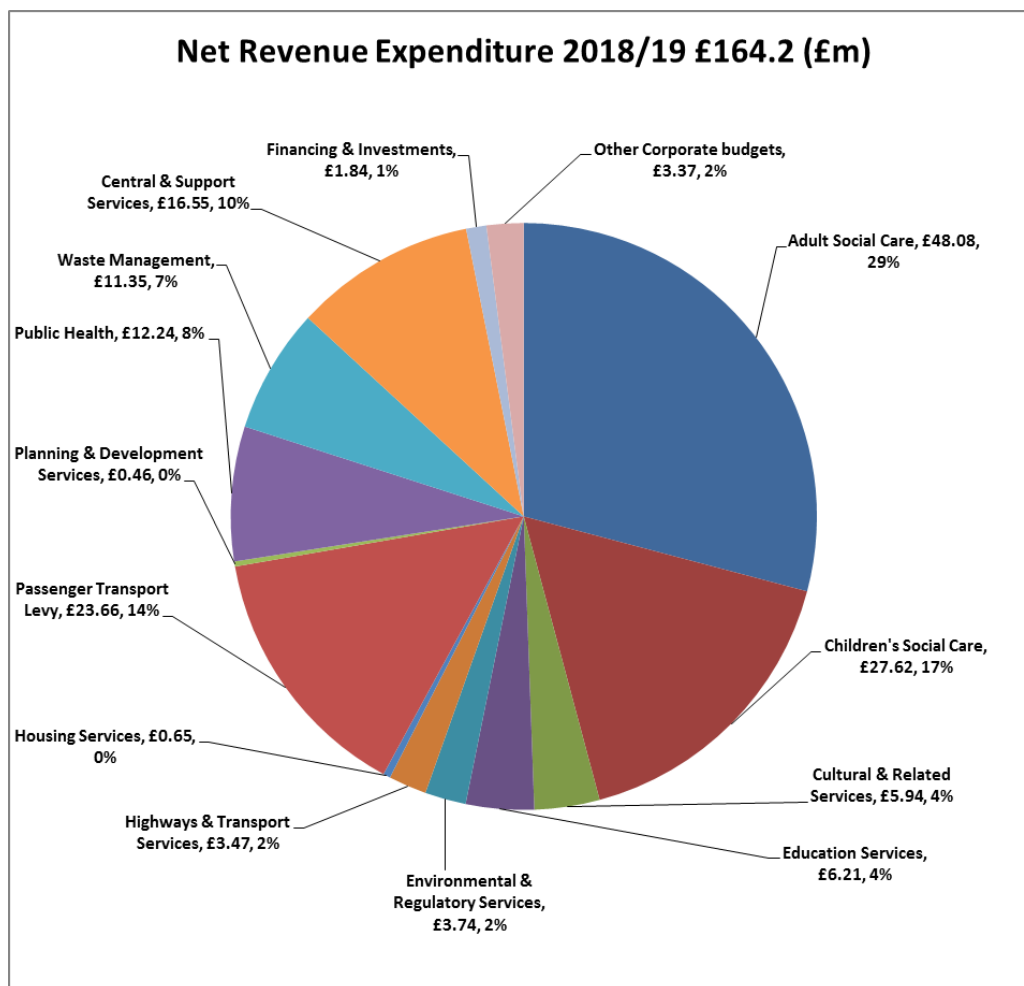
Summary

2.3.12 Although the levels of external grant available continue to decline, the additional funding from local tax revenues are proving crucial to balancing the budget and avoid the need to make further savings in the cost of public services. This will be supported further through new income streams from the Council's Asset Investment Strategy.

3. 2018/19 BASE BUDGET & MONITORING POSITION as at PERIOD 8 (November 18)

3.1 Base Budget 2018/19

3.1.1 The Council's current gross budget for 2018/19 is £454.4m however this includes specific funding of Dedicated Schools Grant and Housing Benefit. The Council's net controllable budget agreed by Council in February 2018 was £164.2m.



3.1.2 The impact of this expenditure includes:-:

➤ Adult Social Care

- Supported over 3,116 residents with a care package;
- Provided 7,073 services to service users;
- Provided over 540,000 hours of external home care support;
- Supported 806 residents through Stabilise and Make Safe (reablement);
- Supported 595 residents through Discharge to Assess (preventing Delayed Transfers from Acute Beds).

➤ **Children's Social Services**

- 3,046 children in receipt of children's safeguarding services;
- 501 periods of children being in the care of the local authority;
- 450 Child Protection plans in the reporting year to date.

➤ **Place**

- Maintained over 500 miles of roads and footpaths;
- Maintained over 27,500 lampposts and 4,500 items of illuminated street furniture;
- Responsible for 18,000 highway trees and 50,000 trees within public parks and open spaces;
- Remove approximately 350 tonnes of street sweepings and litter per month;
- Empty approximately 40,000 bins of household rubbish every day;
- Support and regulate over 5,000 premises for food, health and safety, trading standards, pollution and licensing;
- Manage parking restrictions on street and off street across the borough;
- Licence and regulate approximately 2,400 premises, people and taxis within the Borough;
- Carry out over 2,000 pest control treatments in homes, schools and businesses across the borough;
- Assist over 200 existing and start-up businesses in Trafford;
- Support approximately 400 people in Trafford into employment via the Trafford Pledge, Working Well, and other employment programmes;
- Provide housing advice and assistance to over 22,000 households across the borough;
- Prevent over 650 households from becoming homeless;
- Assist over 200 households to find and secure affordable housing through the Council's Housing Register;
- Enable the development of 85 new affordable homes across the borough;
- Determine over 3,000 planning applications;
- Grant planning permission for 173,583sq meters of employment space (April to Dec 2018);
- 2,154 fixed penalty notices issued for littering;

- 150 littering prosecutions.
- **People, Finance & Systems, and Governance & Community Strategy**
- The Council continues to collect over 98% of Council Tax remaining the highest collection rate in GM which supports the Council's financial resources;
 - The Council's customer contact service deals with over 256,000 telephone enquiries and over 7,600 emails per year. In 2019/20, the Contact Centre target is to answer 70% of telephone calls within 30 seconds;
 - The Catering Service serves on average 12,500 meals per day, over 2.38 million meals per year;
 - The authority has one crematorium and five cemeteries and the service undertakes approximately 1,700 cremations and 600 burials per year;
 - The Council continues to promote openness and transparency and our Council meetings have received over 3,000 online views;
 - Waterside, Trafford's award-winning destination for performance, culture and events, welcomed over 115,000 visitors in 2017/18. 244 professional productions took place at the venue with over 46,000 tickets sold;
 - In November 2018, Waterside scooped Venue of the Year at the Northern Soul Awards 2018;
 - Provision of the Council's in-house professional services of HR, Legal, IT & Finance;
 - Facilitates and supports the award winning Trafford Partnership;
 - Provision of wedding facilities at Trafford Council venues, including the newly refurbished Flixton House.

3.2 Revenue Budget Monitoring 2018/19 Period 8 (November 18)

3.2.1 Delivery of the 2018/19 budget is critical to maintaining the Council's budget proposals and future MTFS. The period 8 (November 2018) revenue budget monitoring report forecasts a small underspend of £28k as follows:

Table 4: Budget Monitoring results by Service	2018/19 Revised Budget £000's	Forecast Outturn £000's	Forecast Variance £000's	Percent -age
Children's Services	32,337	34,082	1,745	5.4%
Adult Services	47,976	48,473	497	1.0%
Public Health	12,227	12,556	329	2.7%
Place	23,851	22,769	(1,082)	(4.5)%
People	2,742	2,907	165	6.0%
Finance & Systems	6,994	6,945	(49)	(0.7)%
Governance & Community Strategy	7,426	7,575	149	2.0%
Total Directorate Budgets	133,553	135,307	1,754	1.3%
Council-wide budgets	30,693	29,720	(973)	(3.2)%
Net Service Expenditure variance	164,246	165,027	781	0.5%
Funding				
Business Rates	(67,619)	(68,428)	(809)	(1.2)%
Council Tax	(94,497)	(94,497)	-	
Reserves	(1,630)	(1,630)	-	
Collection Fund surplus	(500)	(500)	-	
Funding variance	(164,246)	(165,055)	(809)	(0.5)%
Net Revenue Outturn variance	0	(28)	(28)	(0.0)%

3.2.2 The current in-year variations contain a number of notable items:-

- **Business Rates :**
 - The 2018/19 budget included anticipated growth in retained business rates and related S31 grants of £9.89m. It is still anticipated that the overall budget will be achieved in year, however there has been a net reduction in the underlying amount of Rates collected of £1.5m, as explained further below, offset by a combined one-off increase in Section 31 Grants and a Tariff adjustment relating to previous years of £1.5m;
 - There has been a significant reduction in the underlying total gross rates income, of approximately £5.5m, relating to a number of significant building demolitions and further temporary

reductions due to major building refurbishments. These reductions have largely been offset by a lower provision for rates appeals of £4.0m. The lower provision is a result of a large number of appeals being dismissed by the Valuation Office Agency in respect of major infrastructure projects. This has left an overall net deficit on the Collection Fund of £1.5m. This deficit will need to be made good in 2019/20 by utilising the surplus Section 31 Grants and Tariff adjustment, which will be held in an earmarked reserve for this purpose at year end;

- The underlying reduction in Rateable Value caused by the permanent demolitions, along with a review of the level of provision being held for appeals are being considered as part of setting the 2019/20 and future years' budgets;
 - In addition to the core rates budget, a one off receipt of £3.31m is due from Greater Manchester Combined Authority which represents Trafford's share of unutilised monies from the 2017/18 Business Rates Growth Pilot contributions. It is proposed that a figure of £2.5m is transferred to the Business Rates Growth Pilot Reserve to smooth any volatility in future year's business rates, as those being experienced in the current year. This leaves a net surplus of £0.81m which can be used to partially offset the in-year forecast budget pressures elsewhere.
- Underspend in Place £1.082m, mainly due to one-off business rate refunds (net of fees) relating to Sale Waterside and Trafford Town Hall of £937k;
 - Investment Strategy covering the purchase of properties and other investments, part year benefit of £177k;
 - Treasury Management savings of £363k resulting from a recent debt restructure where high rated debt has been replaced with an equivalent amount of low rated debt;
 - The net Housing Benefit budget (payments made, less subsidy and overpayment recovery) is above target by £210k, largely as a result of the successful collection of prior years' housing benefit overpayments;
 - A number of Council-wide contingencies and provisions relating to service savings not being achieved and doubtful debts are reviewed on a regular basis and it was considered appropriate, after taking account of one-off costs relating to capital projects no longer proceeding, to release £289k;
 - The latest monitoring information from Stockport Council has identified a projected budget pressure in Coroners and Mortuary fees of £66k.

It should also be noted that:

- A total dividend received from Manchester Airport Group (MAG) in the year of £5.635m is above budget by £2.038m. This one-off saving will be transferred to the MAG Investments Reserve as a prudent measure to protect against the risk of future volatility of MAG income streams;

- Planning income (net of costs) is £355k above target and is ring fenced for re-investment in the service in line with government regulations.

3.2.3 These additional income streams and savings have mitigated the impact of continuing underlying pressures in both adults and children's social care caused by a combination of factors including pressures on children's placement costs, home to school transport and higher than expected costs of adult social care packages.

3.2.4 These items above have been considered in developing the budget proposals for 2019/20 and later years.

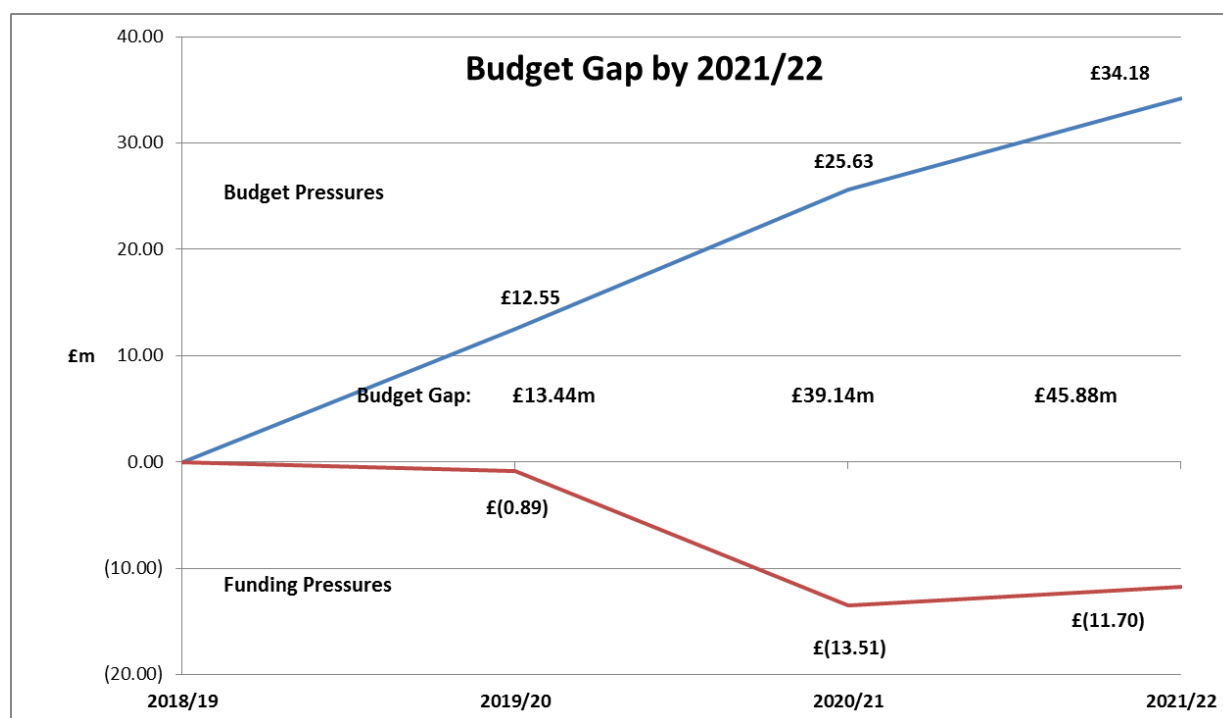
4. BUDGET UPDATES 2019/20 and MTFFS 2020/22

4.1 This section identifies:-

- The overall budget gap for 2019/20 and later years and explains the changes since the draft budget was published in October 2018;
- How the budget gap has been closed for 2019/22.

4.2 Updated Annual Funding Position

4.2.1 The MTFFS position reported to the Executive in the October 2018 Draft Budget Report showed an overall funding gap for 2019/20 to 2021/22 of £41.37m, however due to the in-year demand being experienced within Adult and Children Services, the release of the 2018 Autumn Statement and provisional 2019/20 Local Government Finance Settlement, and updates to policies, assumptions and estimates, the funding gap for the three years has now increased by £4.51m to £45.88m, as shown in the chart below:



4.3 Updated Cost Pressures, Investment and Funding Summary

4.3.1 Budget Pressures:

An overall increase in cost pressures of £34.18m over the next three years, an increase of £4.88m since the draft budget, the main features are detailed below with a summary of the base budget assumptions shown in Annex A:

- Pay: includes a core provision for a 2% pay award, with some lower grades receiving up to 7.3% in 2019/20. An impact of £5.21m over three years.
- Living Wage: an allowance of £5.07m over the next three years has been provided, which covers projected increases in pay, for external care staff, up to the target National Living Wage of £9 per hour.
- Inflation: relates to non-staffing budgets and includes a general allowance of 2%; plus other contractual inflation totalling £6.79m over the next three years.
- Levies: an increase of £2.53m over three years which includes allowances for waste disposal, transport and Environment Agency (flood defence).
- Children's and Adult Social Care: an annual budget increase of £10.2m over the next three years to reflect the increasing number of adults & children requiring social care. **This represents an increase of £2.7m since the draft budget** (£1.0m Children, £1.7m Adults) including additional budgeted costs associated with Winter Pressures of £0.95m announced in the Autumn Statement.
- New Income: including an allowance of £2.66m for the Council's share of the additional funding of £1.5bn the Government is providing for the improved Better Care Fund. A reduction in Adult Social Care Support grant of £0.6m since draft budget as the grant has now been confirmed as one off grant in 2018/2019. A further £1.6m announced in the autumn budget for social care to avoid pressures in the National Health Service and an additional £0.95m for Winter Pressures funding.
- Expected Grant Changes: increase in New Homes Bonus £88k compared to 2018/19 an improvement of £355k since draft budget, largely as a result of an increase in the number of domestic properties. There has also been a reduction in the DSG recharge £200k.
- Treasury Management: includes investment interest and borrowing costs, a reduction of £0.92m over three years, which has been caused by an increase in investment income in line with projected increases in investment rates and savings in maturing debt costs.
- Other: totalling £9.4m over three years, an increase of £3.3m since draft budget. This includes
 - cost pressures of £3.26m in 2020/21 after the loss of transformation funding
 - £550k extra on home to school transport as a result of an increase in pressures being experienced in 2018/19, this has increased by £200k since draft
 - reversals in 2019/20 of prior year savings which were either one off in nature or coming to an end. These include the

refund of AGMA overpayments £413k, early retirement savings on pension payments £228k, reversal of the savings benefit from the advanced pension payments £760k, Housing Benefit overpayment recovery £700k, and allowances for other minor service pressures and contingency items.

- Other additional costs since draft include £1.0m temporary additional contingency due to increasing price pressures in the public health budget which will be addressed by service reviews during 2019/20, £250k for the implementation of Microsoft Office 365, £400k reversal of the non-recurrent Housing Benefit savings and £1.8m loss of existing income and increase in levy charges associated with the removal of the charges for Green Waste.

Overall increase in the estimate of budget pressures in 2019/20 since the October draft budget is £4.88m

4.3.2 Estimated Funding Pressures for the period to 2021/22: £11.7 million

Using the 2018/19 funding of £164.25m as the baseline, this is estimated to reduce to £152.55m over the next three years, resulting in a funding pressure of £11.7m. This represents an improvement of £0.4m since draft budget. The main feature in the total pressure relates to the reset of the Business Rates Growth Pilot in 2020/21 which is being partially offset through an increase in the Council Tax base as detailed below:

- Council Tax: a 1.25% allowance in 2019/20 followed by a 1% increase in 2020/21 and 2021/22 estimated growth in the number of properties, increasing the Council Tax base in each of the next three years. This will generate approximately £1.19m in 2019/20 and £0.9m in the following two years.
- Council Tax release of prior years' accumulated surplus will contribute an additional £1.324m on a one off basis in 2019/20, an increase of £424k since draft budget of which £0.17m (£0.6m at draft) will be transferred to the budget support reserve to support future years' budgets.
- In 2018/19, there was a one off contribution from the budget support reserve. Its removal creates an ongoing funding pressure of £1.63m.

Business Rates: The total estimated reduction in Business Rates over three years is estimated at £12.9m (£13.0m at draft), largely as a result of the reset of the growth pilot of £13.2m, loss of the Revenue Support Grant component of the Baseline Funding Level of £5.0 million, offset by £5.3m of inflation indexation.

At the draft budget the total benefit from Business Rates for 2019/20 was estimated at £65.10m, a reduction of £2.52m from 2018/19. The estimated benefit from Business Rates has been updated to £66.49m as a result of the provisional settlement, representing an improvement of £1.39m. The

improvement consists of the one-off distribution of a national levy surplus of £550k, an increase in Section 31 grant of £251k to compensate Trafford for changes in Small Business Rate Relief and £584k relating to changes in Baseline Funding, Tariff and indexation.

Full details of the benefit from Business Rates are shown in Annex C with a summary in the table below

Table 5: Benefit from Business Rates	2018/19 £000's	2019/20 £000's	2020/21 £000's	2021/22 £000's
Core Baseline Funding	35,031	35,834	36,551	37,281
Revenue Support Grant	10,303	5,299	5,299	5,299
Public Health Grant	12,391	12,064	12,064	12,064
Total Baseline Funding Level (BFL)	57,725	53,197	53,914	54,644
Business Rates Benefit	9,895	13,292	85	86
Total Benefit from Business Rates	67,620	66,489	53,999	54,730
Yearly Change				
Change in BFL		(4,528)	717	731
Change in Business Rates Benefit		3,397	(13,207)	2
Yearly Change		(1,131)	(12,490)	733

4.3.3 The table below summarises the budget movements caused by cost pressures and funding between the draft and final budget stage and the impact on the overall budget gap. A full detailed listing is provided in Annex B.

Table 6: Movement in Gross Budget Gap Draft to Final	2019/20 £000's	2020/21 £000's	2021/22 £000's	Total £000's
Gross Budget Gap at Draft Budget	12,095	22,533	6,744	41,372
Total Changes to Budget Assumptions (see Annex B for detail)	3,407	1,472	0	4,879
Changes to Funding				
Increase in Council Tax Base further 0.25% to 1.25%	(251)	(11)	(8)	(270)
Additional release of accumulated Council Tax Surplus	(424)	424	0	0
Changes in Bus Rate Assumptions (inc. Reset)	(1,385)	1,280	(1)	(106)
Total Changes to Funding (Non Policy Choice)	(2,060)	1,693	(9)	(376)
Revised Gross Budget Gap (Feb 2019)	13,442	25,698	6,735	45,875

4.4 How The Budget Gap Has Been Met 2019/20

4.4.1 The table below shows the final position following the latest round of business cases & budget proposals and funding updates.

Table 7: Summary of the Budget Proposals	2019/20 £000's	2020/21 £000's	2021/22 £000's	Total £000's
Revised Gross Budget Gap (Feb 19)	13,442	25,698	6,735	45,875
Policy Choice Funding Proposals				
Adult Social Care Precept increase 1%	(950)	0	0	(950)
General Increase in basic Council Tax to 2.99%	(2,839)	(2,973)	(3,080)	(8,892)
Contribution from Budget Support/ Business Rate Smoothing Reserves	(2,798)	(4,502)	7,300	0
Total Policy Choice Funding	(6,587)	(7,475)	4,220	(9,842)
Savings and Income proposals *	(6,855)	(2,514)	1,852	(7,517)
Revised Budget Gap (Feb 19)	0	15,709	12,807	28,516

(*) Full details are included in Annex D

4.4.2 A summary of the changes since the Draft Budget Report in October 2018 which included a remaining gap of £2.363m are summarised as follows with more specific detail given in Annex B

Table 8: Movements Since Draft Budget	2019/20 £000's	2020/21 £000's	2021/22 £000's	Total £000's
Budget Gap (Oct 18)	2,363	10,375	12,609	25,347
Changes to Budget Assumptions	3,407	1,472	0	4,879
Changes to Funding (Non Policy Choice)	(2,060)	1,693	(9)	(376)
Changes to Savings and Income Proposals	(912)	(629)	207	(1,334)
Changes to Funding (Policy Choice)	(2,798)	2,798	0	0
Total Budget Gap (Feb 19)	0	15,709	12,807	28,516

An explanation of the changes to Budget Assumptions/ Pressures and Funding (Non Policy Choice) are referred to above at 5.3.1 and 5.3.2 with full details shown in Annex B.

The major changes to Savings and Income Proposals and Policy Choice Funding totalling £(0.912)m and £(2.798m) in 2019/20, are summarised below with full details in Annex B.

New Savings, Income Proposals and Policy Choice Adjustments

- An extra £585k with regard to the Asset Investment Strategy

- £300k extra relating to our treasury management activities and investments in Manchester Airport Group.
- Loss of expected additional income in 2019/20 of £395k relating to Green Waste charges (was the assumed increase in budgeted income)
- £400k additional income from the recovery of Housing Benefit Overpayments

Changes to Funding (Policy Choice)

- The figure of £(2.798)m relates to the use of the Budget Support Reserve to balance the 2019/20 budget. The Budget Support Reserve was created during 2015/16 to support future year's budgets. This is a one-off resource which assists in helping to close the gap in 2019/20.

4.4.3 Council Tax







- a) Council Tax: within the Provisional 2019/20 Local Government Finance Settlement the Government set out its proposals regarding Council Tax referendum principles for 2019/20
- b) to allow Local Authorities to increase their Council Tax by less than 3% without the need to hold a referendum i.e. allow a 2.99% general increase in the 'relevant basic amount'. This budget report includes for a 2.99% increase in 2019/20 and a further 2.99% increase in 2020/22.
- c) Continue the flexibility offered on the use of the 'adult social care precept', the original intention was for a 2% per year increase from 2017/18 to 2019/20, in recognition of the pressures on adult social care services. Social care authorities were then given the flexibility to increase by up to 3% in 2017/18 or 2018/19 but still could not exceed 6% in total over the three year period. The proposals in this report include for a further precept amount of 1% in 2019/20, following the 3% and 2% levied for 2017/18 and 2018/19 respectively. The Autumn Statement made no further reference to increases in the adult social care precept from 2020/21.

Therefore the budget for 2019/20 includes proposals for an overall increase in the level of Council Tax of 3.99%:

- 2.99% general increase in the 'relevant basic amount' and
- 1% for the 'Adult Social Care' precept

4.5 Existing & New Savings & Income Proposals

- 4.5.1 The table below summarises all the income and savings programmes of £6.855m in 2019/20 and proposals by the Council's corporate priorities:

Table 9: Summary of Savings & Income Proposals by Intervention	2019/20 £000's	2020/21 £000's	2021/22 £000's	Total £000's
 Building Quality, Affordable and Social Housing	(10)			(10)
 Pride in Our Area	(208)	(5)	(5)	(218)
 Green and Connected	(164)	(73)		(237)
 Successful and Thriving Places	(5,309)	(2,436)	1,857	(5,888)
 Children and Young People	(595)			(595)
 Targeted support	(569)			(569)
Total Income and Savings	(6,855)	(2,514)	1,852	(7,517)

4.5.2 New income and savings proposals to be approved in this report are individually listed in Annex D.

5. PROPOSED 2019/20 BUDGET and 2020/22 MTFS

5.1.1 The proposed net budget for 2019/20 is £169.936m an increase in the net budget of £5.69m or 3.5%, from £164.245m. Full subjective and objective summaries providing a breakdown of the 2019/20 net budget of £169.936m can be found in Annexes E & F.

5.1.2 Whilst the budget gap has now been closed for 2019/20 the size of the challenge over the following two years remains significant. For that reason the budget process for 2020/21 will, as in previous years, commence immediately after the approval of the 2019/20 budget such that sufficient time is afforded to consider all options at an early stage, to ensure robust savings proposals can be developed in order to bridge the budget gap in future years as shown below.

Table 10: The 2019-22 Budget Gap	February 2019		
	2019/20 £000's	2020/21 £000's	2021/22 £000's
Budget Forecasts			
Net Budget b/fwd	164,245	169,936	180,508
<u>Budget Pressures</u>			
Pay	1,831	1,666	1,717
Living Wage	1,929	1,572	1,572
Inflationary	218	282	287
Contractual Obligations	2,117	1,930	1,960
Levies	1,360	662	507
Social Care Demographic	5,235	2,500	2,500
Grants, Legislative & Service Transfers	(5,074)	702	4
Loss of Income	55	(350)	0
Treasury Management	(220)	(698)	0
Other	5,095	4,820	0
Total Budget Pressures	12,546	13,086	8,547
<u>Approved Budget Proposals</u>			
Income	(3,274)	(847)	1,862
Efficiencies & Policy Choice	(3,581)	(1,667)	(10)
Total Approved Budget Proposals	(6,855)	(2,514)	1,852
Net Budget	169,936	180,508	190,907

Budget Forecasts	2019/20 £000's	2020/21 £000's	2021/22 £000's
<u>Funding:</u>			
Council Tax	(99,500)	(103,500)	(107,660)
Council Tax Prior Year Collection Fund (Surplus)/Deficit	(1,324)	0	0
Business Rates: Local Share	(147,787)	(150,743)	(153,758)
Business Rates: Tariff Payment	94,590	96,829	99,113
Business Rates: Assumptions, Growth, S31 Grants, GM Pilot	(13,291)	(85)	(86)
Funding	(167,312)	(157,499)	(162,391)
<u>Movements in Reserves:</u>			
Cont. to Budget Support Reserve (from Council Tax Surplus)	174	0	0
Cont. from Budget Support Reserve	(2,798)	(600)	0
Cont. from Bus Rates Smoothing Reserve		(6,700)	
Movements to/(from) Reserves	(2,624)	(7,300)	0
Cumulative Revised Budget Gap	0	15,709	28,516
Annual Revised Budget Gap	0	15,709	12,807

6. INVESTMENT STRATEGY

6.1 Background

6.1.1 During 2018/19 the Council has continued to build on its overall approach to investments in an effort to strengthen the Council's financial resilience over the next few years and offer an alternative solution that can be used to address future budget gaps. The Investment Strategy is only one element of the Council's budget strategy and service savings and efficiencies will continue to be sought in future years, albeit that it is expected that the reliance on generating sustainable, low risk revenue streams will continue to play an increasing role given the extent of savings already delivered since 2010/11.

6.1.2 The updated Asset Investment Strategy was approved by the Executive in October 2018 and based on the latest monitoring position £174.2m has been committed from an original funding pot of £300m. It is proposed to increase this to £400m, supported by prudential borrowing, to support the approach and provide headroom for new investment opportunities which might arise during 2019/20.

6.1.3 The Strategy is operated within MHCLG guidance in that it complies with the three key requirements:

- It sets out the authority's policies for prudent management of its investments and for giving priority firstly to **security of investments** and secondly **liquidity** followed by **yield**;
- It identifies the procedures for monitoring, assessing and mitigating risk of loss of the invested sums; and
- It is approved by full Council.

6.1.4 During 2018/19 MHCLG formalised its draft guidance in this area and CIPFA are also currently working on updated guidance around the prudential code to further govern local authority investments. The Council will continue to monitor developments in this regard and will review its strategies to ensure that they are fully in compliance with such guidance

6.2 Coverage

6.2.1 The Council's overall approach to investments is included in the Treasury Management Strategy and Capital Strategy Reports found elsewhere on the agenda.

- **Financial assets (See Treasury Management Report)**
 - Specified Investments
 - Loans
 - Non specified Investments (i.e. MAG shares)
- **Non-financial investments (See Capital Strategy Report)**

7. ROBUSTNESS, RISKS & RESERVES

7.1 Robustness and Risks

7.1.1 The law requires that the Council sets a balanced and robust budget, which is sufficient to meet its legal obligations, and then its aspirations. This requires all plans to be costed, forecasts and estimates to be checked for reasonableness, and risks to be assessed across the many varied services the Council provides. This also includes an assessment for emergencies, severe weather and other service and strategic risks.

7.1.2 Robustness does not guarantee that all possible eventualities are identified, or that all budget estimates are exact. Actual income and expenditure is likely to vary from the established budgets, but in the round these will compensate, and the approved budget need only be sufficient to meet overall expenditure requirements.

7.1.3 In exercising their statutory duty the Corporate Director of Finance and Systems, in conjunction with the Corporate Leadership Team, will take all matters and issues into consideration and will make a reasoned assessment of whether the budget is sufficient and robust. The Executive will ensure the minimum reserve level is maintained to ensure the Council can meet its obligations.

7.1.4 The Council faces various financial risks to include:

- The ability to deliver savings within agreed timescales.
- Potential legal challenges to decisions.
- Fees & charges income differing to assumptions.
- Variations to external funding and grant allocations.
- Demographic pressures.
- Inflation & Interest Rates differing to assumptions.
- Business Rates growth & the 100% retention scheme pilot and potential costs with backdated appeal costs.
- Variations to external levies & contracts.
- Future changes to legislation
- An increasing level of its funding from local sources
- Devolution & integration of Health & Social Care (also an opportunity)

7.2 Reserves

7.2.1 Reserves are set aside so that future plans can be afforded or to avoid infrequent or emergency expenditure impacting on the 'normal operational budget. It is a legal requirement to set aside provisions, and a minimum level of generally available reserve and it is best practice to ensure that there are

other sufficient reserves available to meet further needs to ensure an achievable and sustainable budget.

7.2.2 The Council usable reserves at 31st March 2018 stood at £75.01m, of which £43.22m related to Earmarked revenue reserves as shown below along with their projected usage over the 3 year planning period.

Table 11: Usable Reserves	17/18 £m	18/19 £m	19/20 £m	20/21 £m	21/22 £m
Specific	6.82	4.44	3.36	2.16	1.76
Smoothing	9.60	8.84	7.63	7.29	8.77
Business Rates Growth Pilot	6.69	9.19	9.19	2.49	2.49
Budget Support	5.33	4.95	2.32	1.72	1.72
Service C/fwd	4.56	2.23	1.18	0.10	0.10
Investment Fund	4.96	(2.48)	0.00	0.00	0.00
NDR Deficit/Levy	5.26	0.00	0.00	0.00	0.00
Earmarked Reserves	43.22	27.17	23.68	13.76	14.84
General Reserve	6.00	7.00	7.00	7.00	7.00
Capital Related Reserves	17.48	6.27	5.36	2.14	0.00
School Related Reserves	8.31	7.61	7.38	7.38	7.38
Total Usable Reserves	75.01	48.05	43.42	30.28	29.22
Provisions	42.59	42.59	42.59	42.59	42.59
Total Usable Reserves & Provisions	117.60	90.64	86.01	72.87	71.81

7.2.3 General Reserve: the Council is required by law to maintain a minimum level of reserves to meet unexpected or emergency expenditure. In February 2018 Council agreed to set the minimum level of the General Fund Reserve at £6.00m as recommended by the Corporate Director of Finance and Systems. It is recommended for 2019/20 that this level be increased by £1.0m to £7.0m largely as a result of the risks from the Asset Investment Strategy and risk on business rate income as explained below:-

- The level of gross income receivable from the Asset Investment Strategy will exceed £8m in 2019/20 and whilst full due diligence has been undertaken for each investment there is still a risk to this income stream. A risk reserve is being built up but until this gets to a meaningful level allowance needs to be included in the general reserve.

- During 2018/19 business rate revenues suffered a small decline as a number of properties were removed from the list. The Council is still including for some significant levels of income in 2019/20 which could be under pressure if this decline in rateable values continues.

Table 12: Advised minimum level of General Reserve	2019/20 £m
Tax & Treasury Management	0.91
Pay & inflation	1.07
Fees and Charges	0.17
Emergency & Disaster Recovery	1.05
Efficiencies	1.60
Demand led budgets	1.00
Other Pressures	0.96
Funding Risk	3.73
TOTAL	10.49
Risk reduction of 34%	-3.49
Advisory level of minimum reserve	7.00

7.2.4 The Council holds other Earmarked reserves to fund both revenue and capital expenditure which are held primarily to fund known future commitments but also act as service contingencies for unexpected events and to cover future risks, which include:

Budget Smoothing and Support

- Budget Support: established in 2015/16 to provide a cushion against volatility in budget funding and the significant level of savings required over the medium term. The balance stood at £5.3m at the end of 2017/18 and £385k was used to support the 2018/19 budget, leaving a balance of £4.9m at the end of the current financial year. The reserve will be bolstered in 2019/20 by £0.17m released from the prior year accumulated surplus on the Council Tax Collection Fund. In addition, a drawdown of £2.8m will be made from this reserve to support the budget in 2019/20, leaving £2.3m available for future years.
- Manchester Airport Investments Reserve: This reserve was established in 2015/16 from the surplus income over budget from our shareholder investment in the Manchester Airport Group (MAG). The initial intention of the reserve was to supplement the Budget Support Reserve and a figure of £1.25m was subsequently used to support the 2018/19 budget. The reserve was also bolstered in 2018/19 by £2.04m from the surplus dividend received. The Council is now placing an increased reliance on the range of MAG investments with £7.2m built into the 2019/20 revenue budget. It is intended that the balance of the Reserve be maintained at £2.04m to be used as a cushion against any downturn in the MAG performance, rather than supplementing the Budget Support Reserve.

- Business Rates Growth Pilot and Business Rates Rebate Reserves: both established in 2017/18 to hold the surplus funds generated from the Business Rates Growth Pilot and amounts redistributed from the GMCA. They were designed to cover volatility in the fluctuation of business rates and provide a cushion when the business rates system is reset in 2020/21. The balance on the Growth Pilot and Rebate Reserves at the end of 2017/18 stood at £1.69m and £5.0m respectively. The Growth Pilot Reserve has been increased in 2018/16 by £2.5m following a redistribution of resources from GMCA, leaving an overall estimated balance of £9.2m at the end of the current financial year. It is intended to draw down £6.7m in 2020/21 to part cushion the impact of the full reset of the business rate retention scheme.
- Asset Investment Fund Risk Reserve: Each strategic property investment business case includes an amount to be set aside to cover any unexpected circumstances, such as lost rental income or a delay in any redevelopments. This reserve, established in 2018/19, will accumulate a sufficient balance over a period of time to absorb these risks

Directorate

- Specific: mainly consists of the Insurance Reserve to cover potential future claims as a result of past events, the Employment Rationalisation Reserve for the costs of severance and related costs of structural change over and above the revenue budget provision and Transformation Reserve.
- Smoothing: established to reduce or smooth out volatility in the revenue budget where normal operating expenditure is not always similar year-on-year, mainly to dampen variations to the Waste Levy.
- Service Carry Forward: represents accumulated savings on directorate budgets in previous years. These amounts are anticipated to be utilised to support expenditure on transformational projects.

Strategic Priority

- Investment Fund: established in 2016/17 from revising the MRP policy, setting aside £9.93m between the years 2016/17 to 2019/20 and this has been committed to support the strategic investment in Manchester Airport Group in 2018/19 which should deliver a sustainable income stream which will assist in balancing the overall budget.

7.2.5 Statutory or Specific purposes only:

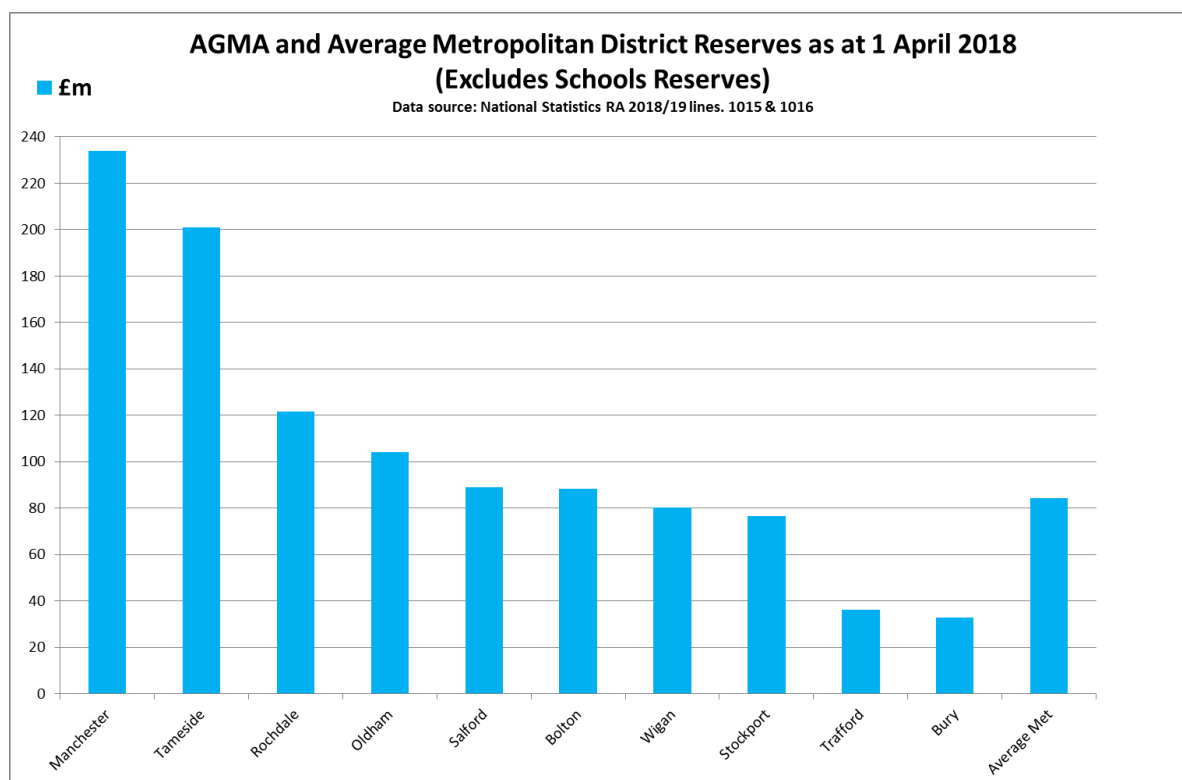
- Capital reserves: consist of capital receipts, grants and contributions which can only be used to fund capital expenditure and are all allocated to support the current capital programme
- Schools reserves: represent the carry forward balances of individual school surpluses & deficits

7.2.6 Balancing the annual budget by drawing on Earmarked reserves may be viewed as a legitimate short-term option but it is not prudent for these

reserves to be deployed to finance recurrent expenditure. Holding these types of reserves is primarily to assist in cushioning the effects of financial shocks and aids resilience. In 2016/17, a Budget Support Reserve was established to provide a cushion against volatility in budget funding and the significant level of savings required over the medium term.

7.2.7 Where possible the strategy has been to bolster reserves in the last couple of years and this has been the case in 2018/19. This approach should act as a cushion for 2020/21 with the introduction of fairer funding and the business rate reset. A review of reserves will be undertaken to rationalise reserves with the objective of identifying approximately £1.8m which is the estimated amount required to cover short term borrowing costs and the commercial impact on Trafford Leisure as a result of the planned investment (Executive report October 2018). Provision has also been made in reserves for short term borrowing costs associated with the phasing of the 2019/22 capital programme to be met from the interest rate smoothing reserve. Also during 2018/19 unused contingency of £0.6m was transferred to a new education high needs reserve which will be utilised during 2019/20 to support the pressure on costs with the High Needs budget.

7.2.8 The level of Reserves the Council holds is in part reflective of the past funding levels of a council in comparison to its need to spend. Holding reserves can assist in cushioning the effects of financial shocks and aid resilience. It should be noted that, as the lowest funded Council in Greater Manchester, Trafford also faces the challenge of having accumulated the second lowest level of earmarked reserves.



Data source: National Statistics: Local authority Revenue Account (RA) expenditure and financing England: 2018 to 2019 budget individual local authority data:

7.3 Summary

- 7.3.1 It is worth noting that whilst the 2019/20 budget proposals in the report include provision for £2.8m of support from the Budget Support Reserve, an amount of £4.5m has been added to reserves during 2018/19 (£2m Manchester Airport Dividend Reserve and £2.5m Business Rate Growth Pilot Reserve) to support future budget plans and mitigate the risk of future funding uncertainty.
- 7.3.2 It is a requirement of the Local Government Act 2003 for the Council's Corporate Director of Finance and Systems to give an opinion as to the robustness of the budget estimates and the adequacy of the financial reserves (s25) and the minimum level of reserves (s26). These opinions are provided to Members to assist in their determination as to whether the proposed budget is sufficient to meet the needs of the Council.
- 7.3.3 Members' attention is drawn to the statement by the Corporate Director of Finance and Systems attached at Annex G, which should be taken into account before approving the budget together with the comments made in paragraphs below.
- 7.3.4 In determining the budget for the forthcoming year there are important decisions about the use of reserves, and given the uncertainty surrounding 2020/21, reserves levels will be increased where possible.
- 7.3.5 The planned use of £2.8m of general reserves to support the budget is a one-off source of funding and therefore the budget gap in 2020/21 increases by this amount.

8. SCHOOLS FUNDING & BUDGETS 2019/20

8.1 Background

8.1.1 Schools are funded from ring-fenced grants, the most notable of which is the Dedicated Schools Grant (DSG). This funding cannot be used for any other Council function, and essentially schools operate within their own fund with any under or over expenditures being taken forward into future years. The DSG can be divided into four main areas:

- Schools Block (SB) - approximately £163m which essentially funds schools' budgets. This includes £70m for academies. A National Funding Formula (NFF) was introduced in 2018/19. It was intended that there would be a 'soft' formula for 2 years where the NFF is used to set notional budgets for each school which will be aggregated to give the total schools block. After being consulted, Trafford schools and Funding Forum opted to use the NFF rates from 2018/19 and 2019/20. It was the Government's intention that a 'hard' formula be introduced in 2020/21, but this has been delayed for at least a further year.
- Central Schools Services Block (CSSB) – £1.5m. This block reflects the ongoing local authority role in education and is reducing year by year.
- High Needs Block (HNB) – provisional allocation £26m which primarily supports Special Educational Needs (SEN) expenditure. This includes £12m to fund Trafford Special Schools.
- Early Years Block (EYB) - approximately £17m, which funds educational, provision for 2 to 5 year olds in both LEA Schools and Private, Voluntary and Independent (PVI) settings.

8.1.2 DSG allocations for 2019/20 have been announced and whilst a further revision to the 2019/20 figures will be made to reflect the high needs deduction made by the ESFA and an import/export adjustment, at this stage they indicate a £8.51m increase on 2018/19.

Table 13: DSG Allocations	2018/19 £m	2019/20 £m	Difference £m
Schools Block	155.603	162.829	7.226
Central School Services Block	1.558	1.546	-0.012
High Needs Block	25.028	26.323	1.295
Early Years Block	16.796	16.797	0.001
Total	198.985	207.495	8.510

8.1.3 The increase in the Schools Block represents:-

- Pupil number increases of 171 in the primary sector and 453 in the secondary sector;
- A 1% per pupil increase for each school in 2019/20 through the NFF compared to the 2017/18 baseline;

- The minimum per pupil funding levels have increased to £3,500 for all primary schools and £4,800 for all secondary schools that have pupils in years 10 and 11; and
- The gains cap has increased so that schools can attract gains of up to 6.09% against their 2017/18 baselines (the minimum per pupil levels are not gains capped).

8.1.4 The increase in the High Needs Block is due to:-

- A funding floor which ensures all local authorities will attract at least 1% allocation gains compared to 2017/18 baselines (£499k);
- An increase in special school places (£202k); and
- Additional funding announced in December 2018 (£594k).

8.1.5 Other grants received by schools include Pupil Premium Grant (PPG) of £5m which is intended to bridge the attainment gap for pupils in receipt of free school meals and pupils who are or have been in care. In addition to this there is the Universal Infant Free School Meals Grant £3m, 6th Form Funding £1.7m and PE and Sports Grant £1.1m.

8.2 Summary Position 2018/19

8.2.1 The latest monitoring position reflected in the period 8 budget monitor indicated a £598k under spend in 2018/19. This is due to the receipt of additional High Needs Block funding received in December 2018 in recognition of the cost pressures that LAs are experiencing.

Table 14: P8 monitoring	2018/19 Budget £m	2018/19 Expected Outturn £m	Difference £m
Schools Block	155.603	154.771	0.832
Central School Services Block	1.558	1.495	0.063
High Needs Block	25.623	26.074	(0.451)
Early Years Block	16.796	16.642	0.154
Total	199.580	198.982	0.598

8.2.2 The level of central DSG reserve at 1 April 2018 was £929k and whilst the majority is ring-fenced to support specific items of expenditure, the balance will be available to support the pressures in the High Needs budget in 2018/19.

Table 15: Analysis of DSG Reserve 2018/19	
	Reserves £
Reserve as at 31st March 2018	928,657
Schools Block	
Growth Fund	(77,000)
Primary Targeted	(60,000)
De-delegation	(160,378)
Early Years	(462,675)
Available Reserve	168,604

8.3 High Needs Block (HNB)

8.3.1 On 23 July 2018 a report was taken to Executive following consultation with schools which identified a number of measures to help balance the high needs budget in 2018/19. Since 2015/16 the high needs budget has been overspent by £1.827m despite various attempts that have been made to control expenditure. Whilst the Department for Education has protected funding in this area in cash terms, the budget has not been adjusted to reflect:-

- **The rising number of children and young people requiring additional support.** Government figures show there were over 30,000 more children in 2017 with statements or Education, Health and Care (EHC) plans than in the previous year.
- **Greater local authority responsibilities to support young people with SEND**, aged between 16 and 25, following the SEND reforms introduced through the Children and Families Act 2014. There have been significant increases in the number of 16-25 year olds with a statement of SEN or an EHC plan since 2014.
- **A trend towards many more children being placed in special schools.** The number of children in special schools rose by 12.5% between 2014 and 2017.

8.3.2 The funding gap in 2018/19 was £1.241m and has been addressed by a combination of:

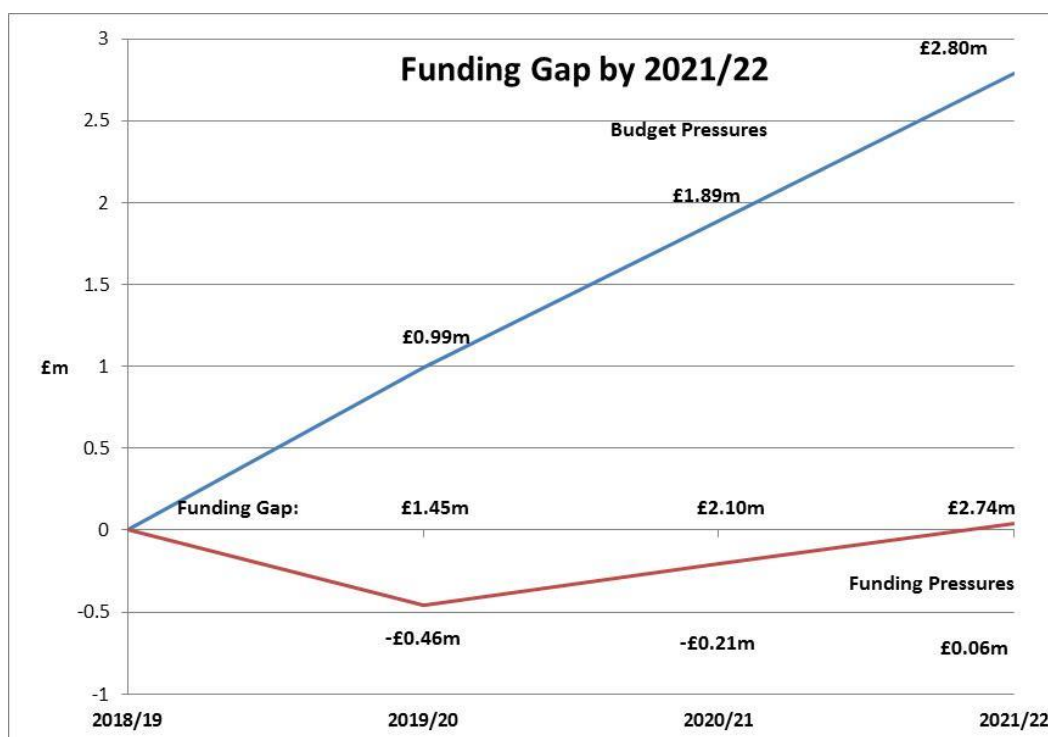
- 0.5% top-slice of the schools block (£778k) as agreed by the Education and Skills Funding Agency (ESFA) equivalent to £21.62 per pupil;
- additional savings proposals totalling £248k; and
- application of reserves £215k.

8.3.3 The use of reserves and the 0.5% top-slice from the schools block are not permanent measures to address the shortfall in 2018/19 and therefore the requirement to make recurrent savings to bridge the gap are carried forward to later years.

8.3.4 A full review of assumptions has been undertaken to identify the funding gap over the period 2019/20 to 2021/22. This has identified a gap of £2.7m by

2021/22, comprising additional expenditure pressures of £2.8m offset by net funding increases over the period of £0.1m. This gap has increased by £0.6m since the draft budget stage due to:-

- Increase cost of out of borough placements caused by increasing complexity (£0.6m). This is because there has been a 13.7% increase in the number of young people with an EHCP since January 2018, there are now 1,813 EHCPs. This is partly due to the extension of the age range to 25 years and is placing significant pressure on the provision of support in borough. There are 29 more young people aged 20 to 25 with an EHCP when compared to June 2018. The figure for the 16 to 19 age group has risen from 306 to 457 in the same period. The rise in the number of young people age 20+ now staying in education is having a big impact on the budget as these young people have the most complex needs and require the highest levels of support and funding.



8.3.5 The main budget assumptions and their financial impact over the period include:-

- An uplift in complexity of need leading to a rise in special school top-ups (No assumption has been made for any further growth in place numbers (£0.6m)
- Continued increase in the level of SEN delegation payments to schools (1.0m)
- Increased costs of home tuition for those pupils unable to attend school (£0.1m)
- Increased cost of out of borough placements caused by increasing complexity (£0.6m)

- Inflationary cost increases on out of borough placements, pay, running costs of the additional small specialist class and other small adjustments (£0.5m)
- Additional DSG grant of £1.1m, representing a confirmed increase of 2% in 2019/20 and estimated increases of 1.0% in 2020/21 and 2021/22, offset by the reversal of reserves and one-off funds required to support the budget gap in 2018/19 (£1.0m).

8.3.6 A Task & Finish group has been established to look at options to 'bridge the gap' and includes school representatives, parent representatives as well as council education and finance officers.

8.3.7 A further top-slice of 0.5% from the schools block for 2019/20 was approved by Funding Forum in October 2018. This is possibly going to be the final year this can be requested and will afford time to plan any measures effectively to understand the implications on individual schools and service users and other aspects of the Council's budget.

Table 16: Proposal for meeting the budget gap in 2019/20	
	£m
Budget Gap	1.45
Proposed 0.5% Schools Block top-slice	(0.81)
Continuing Savings Programmes from 2018/19	(0.05)
Council Funding	(0.59)
Remaining Gap	Nil

8.3.8 To avoid the need to reduce SEN services and support, the Council will contribute £0.59m to supplement the agreed top slice of the schools block. The proposed financing of the budget in 2019/20 will mean that the additional high needs grant received in 2018/19 and 2019/20 of £1.19m will be able to support any new investment, and supplemented by the SEN capital investment of £0.93m, will mean that the Council is better placed to introduce measures necessary to balance the high needs budget in later years.

8.3.9 An analysis of the 2019/20 budget is as follows:-

Table 17: DSG Allocations & Budget 2019/20	£m	£m
Schools Block Budget		
Allocated to schools	162.829	162.829
High Needs Block Budget		
Special Schools	12.179	
Sensory Impairment	1.172	
Speech Therapy	0.213	
SEN	5.109	
Out of Borough	6.259	
Notional SEN Contingency	0.427	
Behaviour & Attendance	0.336	
PRU's	1.092	
Post 16 FE Colleges	0.130	26.917
Early Years Block Budget	16.797	16.797
Schools Central Services	1.546	1.546
Total 2019/20 Schools Related Budgets		208.089
Schools Block Allocation	162.829	
Schools Central Services Block Allocation	1.546	
High Needs Block Allocation	26.323	
Early Years Block Allocation	16.797	207.495
Council's Contribution		0.594
Total 2019/20 Resourcing		208.089

9. COUNCIL TAX REQUIREMENT AND STATUTORY CALCULATIONS

9.1 Budget Requirement

9.1.1 The Local Government Finance Act 1992, as amended by the Localism Act 2011, requires the Council to make the following calculations:

- an estimate of the Council's gross revenue expenditure - Section 31A(2),
- an estimate of anticipated income - Section 31A(3),
- a calculation of the difference between (i) and (ii) above, (i.e. net revenue expenditure) - Section 31A(4) – this is known as the Council Tax Requirement,
- a calculation of the Council's 'relevant basic amount' of Council Tax, calculated by dividing the Council Tax Requirement by the council tax base (expressed in Band D's).

9.1.2 If the proposals in this budget report are agreed, the calculation for the 2019/20 Council Tax Requirement will be as follows:

LGFA 1992	Calculation of Council Tax Requirement & Relevant Basic Amount of Council Tax 2019/20	£
S 31A(2) (a) – (f)	Gross Expenditure Service expenditure	471,925,344
S 31A(3) (a, c, d)	Gross Income Fees, charges and specific grants Application of Budget Support Reserve (BSR) *	(301,988,839) (2,624,000)
	Budget Requirement (previous regulations)	167,312,505
(b)	Revenue Support Grant	0
(b)	Retained Business Rates Baseline Business Rates (Growth & S31 Grants) Collection Fund surplus (Business Rates)	(53,196,876) (12,110,414) (1,181,215)
(b)	Collection Fund surplus (Council Tax)	(1,324,352)
S 31A(4)	Council Tax Requirement	99,499,648
	Council Tax Base in Band D's	76,999
S 31B	Relevant Basic Amount of Council Tax	£1,292.22

* This includes a contribution from the BSR of £2.798m adjusted by a contribution to the BSR from the Council Tax Surplus of £0.174m.

9.1.3 The Corporate Director of Finance and Systems in accordance with her delegated powers approved the 2019/20 Trafford Council Tax Base (number of equivalent Band D properties in the borough) on 23 January 2019 at 76,999, which is a growth of 954 Band D equivalents on 2018/19. The 2019/20 Council Tax Base for the four Parish Councils were also approved as: Partington 1,577, Dunham Massey 234, Warburton 166 and Carrington 124.

9.2 Council Tax Increases

- 9.2.1 The Localism Act 2011 abolished Council Tax capping and replaced it with a requirement to hold a Council Tax Referendum if an authority wishes to increase its “relevant basic amount of Council Tax” by an amount equal to or exceeding a level set out by the Government annually. For 2019/20 a figure of 6% has been set, which is a combination of the core principle of 3% and the ‘adult social care precept’ of 3%.
- 9.2.2 In addition in each of the financial years beginning with 2016/17 up to and including 2019/20, the Secretary of State offered authorities with adult social care responsibilities the option of increasing their ‘relevant basic amount’ of council tax by an additional 2% ‘adult social care precept’, to help pay for adult social care costs without breaching the referendum threshold.
- 9.2.3 In recognition of the pressures on adult social care services, within the Provisional 2017/18 Local Government Finance Settlement, the Government announced that adult social care authorities would have the flexibility to increase their ‘adult social care precept’ by up to 3% in each of the three years to 2019/20, but could not exceed 6% in total over the same three year period.
- 9.2.4 As highlighted elsewhere in this report, it is proposed to raise the level of council tax in 2019/20 by 3.99%:
- 2.99% general increase in the ‘relevant basic amount’, and
 - 1% for the ‘Adult Social Care’ precept (compared to the 3% increase in 2017/18 and 2% in 2018/19, giving a total of 6% over the 3 year period 2017/20).
- 9.2.5 The calculation of the percentage change in “Relevant Basic Amount of Council Tax”, for Trafford Services is shown below :

	2018/19	2019/20
Council Tax Base	76,045	76,999
Council Tax Requirement with Levies (£)	94,496,559	99,499,648
Basic Amount of Council Tax (£) (excluding Social Care Precept)	1,163.05	1,200.20
Social Care Precept	79.59	92.02
Relevant Basic Amount of Council Tax	1,242.64	1,292.22
% increase in Relevant Basic Amount of Council Tax	4.99%	3.99%

- 9.2.6 It is proposed to increase the ‘relevant basic amount’ of Council Tax by 3.99%, which is within the 6% figure set by Government in 2019/20 for social care authorities. As this remains in line with Government policy it would therefore not be deemed ‘excessive’ and as a result there is no requirement to hold a Referendum.
- 9.2.7 Of the two major precepting bodies, the Mayoral Police & Crime Commissioner is recommending a £24.00 increase in their Band D precept

and the Mayoral General Precept (including Fire Services) is proposing an increase of £9.00 on their Band D precept.

- 9.2.8 Partington Town Council, at its meeting on 10 December 2018, elected to keep the level of Band D Council Tax at £42.50, the same as 2018/19. However, Carrington, Dunham Massey and Warburton Parish Councils have all agreed not to set a Precept in 2019/20.

9.3 Council Tax Levels and Bandings

- 9.3.1 The overall Precepts and Council Tax levels for 2019/20 for Trafford properties are as follows:

Council Tax per Precepting Body	Precept Amount £	Council Tax per Band D Property £	Council Tax Level Increase
Trafford Services (inclusive of 'Adult Social Care Precept')	99,499,648	1,292.22	3.99%
Mayoral Police and Crime Commissioner (see note)	15,268,902	198.30	£24.00/ 13.77%
Mayoral General Precept (including Fire Services) (see note)	5,925,073	76.95	£9.00/ 13.25%
Total (excluding Parishes)	120,693,623	1,567.47	5.56%
Partington Precept	67,023	42.50	0%
Total for Partington		1,609.97	5.41%

- 9.3.2 Note: The Council Tax figures for the Mayoral Police and Crime Commissioner and Mayoral General Precept (including Fire Services) included above are recommended amounts and are subject to formal approval on 15th February 2019.

9.3.3 The council tax for 2019/20, inclusive of the 'adult social care precept', for each of the eight valuation bands would be as follows:

Band	Valuation range (in 1991 prices)	Council Tax (Excl. Parishes) £	Council Tax for Partington £
A	Up to £40,000	1,044.98	1,073.31
B	Over £40,000 and up to £52,000	1,219.14	1,252.20
C	Over £52,000 and up to £68,000	1,393.31	1,431.09
D	Over £68,000 and up to £88,000	1,567.47	1,609.97
E	Over £88,000 and up to £120,000	1,915.80	1,967.74
F	Over £120,000 and up to £160,000	2,264.12	2,325.51
G	Over £160,000 and up to £320,000	2,612.45	2,683.28
H	Over £320,000	3,134.94	3,219.94

BASE BUDGET ASSUMPTIONS

Base Budget Assumptions	2019/20 £m	2020/21 £m	2021/22 £m
Service Expenditure			
Pay: Inflation	2.0% to 7.3%	2.0%	2.0%
	£1.73	£1.32	£1.33
Pay: Pension Inflation	0.0%	0.5%	0.5%
	£0.00	£0.26	£0.26
Pay: Increments & Pension Auto-Enrolment	£0.06	£0.05	£0.05
Pay: Living Wage	£1.93	£1.57	£1.57
General Inflation: Prices *	0.0%	2.0%	2.0%
	£0.00	£0.28	£0.29
Contractual Obligations: Inflation Specific e.g. energy	£2.09	£1.91	£1.94
Levies: Waste (GMWDA) Levy Increase	£1.36	(£0.66)	(£0.50)
Demographics/Care Costs:	Children	£1.95	£1.00
	Adults	£3.29	£1.50
Treasury Management			
Investment Rates	0.70%	0.99%	1.20%
Debt Rates	2.50%	2.50%	2.50%
Funding			
Council Tax rate increase (Adult Social Care)	1.00%	0.00%	0.00%
Council Tax rate increase (Relevant Basic Amount)	2.99%	2.99%	2.99%
Council Tax base increase	1.25%	1.00%	1.00%
Change in Baseline Funding Level	(8.02)%	1.34%	1.35%
	£(4.63)	£0.72	£0.73

* General Inflation was assumed at 2%, however this will now be absorbed as part of the proposed budget saving in 2019/20.

Budget Movements & Proposals: Feb 2018 to Oct 2018

MOVEMENTS & PROPOSALS	2019/20 £000	2020/21 £000	2021/22 £000	Total £000
Budget Gap Before Feb18 Savings & Funding Proposals	10,606	9,129	0	19,735
Impact of loss of Transformation Funding	0	3,257	0	3,257
Pay Award +1% to 2% (previously assumed 1%)	0	730	1,671	2,401
Demographic Pressures Children's Services	500	500	2,500	3,500
Changes to Waste Levy Assumptions and Mandatory Recycling	203	152	507	862
TTH contribution to lifecycle replacement	116	0	0	116
Contractual Obligations and Inflation	281	199	2,227	2,707
Living Wage assumptions and re-phasing	200	(74)	1,572	1,698
Release of Council Tax Surplus to Budget Support Reserve	600	(600)	0	0
Additional cost of new pay structure	345	0	0	345
Waterside Arts Centre	100	0	0	100
Housing Benefit Overpayment Recovery (17/18 saving ending)	300	0	0	300
0.5% Pension saving assumed to stop in 19/20	350	0	0	350
Other changes in Budget Assumptions	483	(9)	70	544
CHANGES TO BUDGET ASSUMPTIONS	3,478	4,155	8,547	16,180
Additional Business Rates Growth 17/18 Released in 19/20	(1,181)	1,181	0	0
Increase in Council Tax Base (number of properties)	0	0	(501)	(501)
Increase in growth in Council Tax Base to 1% (previously 0.5%)	(491)	(527)	(571)	(1,589)
Release of Prior Year Council Tax Surplus	(600)	600	0	0
Changes in Bus Rate Assumptions (including Reset)	283	7,995	(731)	7,547
CHANGES TO FUNDING (NON POLICY CHOICE)	(1,989)	9,249	(1,803)	5,457

MOVEMENTS & PROPOSALS	2019/20 £000	2020/21 £000	2021/22 £000	Total £000
Reinstate Adult Social Care Precept increase 1%	(950)	0	0	(950)
General Increase in basic Council Tax to 2.99%	(2,839)	(2,973)	(3,080)	(8,892)
Contribution from Budget Support/ Business Rate Smoothing Reserves	0	(7,300)	7,300	0
CHANGES TO FUNDING (POLICY CHOICE)	(3,789)	(10,273)	4,220	(9,842)
Additional income Green Waste Charges	(395)			(395)
CCTV New Trading Model	(15)			(15)
Strategic Investment Income	(214)			(214)
Net Income from Invest Props	871	(150)		721
Existing Income Proposals Feb 17	247	(150)		97
Net Income from Invest Props (identified)	(1,500)	(400)	1,900	0
Increase in Strategic Investment Income	(1,500)	(500)		(2,000)
Review of Car Parking charges	(84)	(73)		(157)
Environmental Health - Increase Fee Income (various)	(27)	(5)	(5)	(37)
Licensing - knowledge test charge	(20)			(20)
Total New Income Proposals Oct 2018	(3,131)	(978)	1,895	(2,214)
INCOME PROPOSALS (Oct 18)	(2,884)	(1,128)	1,895	(2,117)
Mandatory Recycling	(161)			(161)
Early Repayment of Suppliers Discount	(50)	(100)		(150)
Total Existing Saving Proposals (updated Oct 18)	(211)	(100)	0	(311)
Reduction in Insurance costs	(50)			(50)
Reduction in External Children's Home Use (4 children from OOB to in-house provision)	(371)			(371)
Creation of New Post 16 Accommodation (increasing internal provision)	(202)			(202)
Let's Talk	(160)			(160)
Right Care For You	(200)			(200)
Adults Re-assessments	(200)			(200)
Development Management (Planning Performance Agreements - cost recovery)	(35)			(35)

MOVEMENTS & PROPOSALS	2019/20 £000	2020/21 £000	2021/22 £000	Total £000
Strategic Planning - Remove Greenspace funding contingency budget	(40)			(40)
Allotment Services - removal of subsidy	(20)			(20)
Environmental Health - Reduce budget of dog warden service	(5)			(5)
Customer Services - reduce contact centre opening hours	(21)			(21)
Legal - CCG legal costs	(10)			(10)
Legal - appoint litigation solicitor/reduce external costs	(20)			(20)
Housing Strategy - reduce running costs	(10)			(10)
Partnerships - use of smoothing reserve - one off	(100)	100		0
New Strategic Investment			(250)	(250)
STAR contribution	(36)			(36)
Reinstate saving GMPF Reduced Allowance for Early Retirements	(350)			(350)
Advance Pension Payment		(757)		(757)
Remove General Inflation provision	(218)			(218)
Reduce General Contingency	(600)			(600)
Debt Restructure savings	(200)			(200)
Total New Savings Proposals Oct 18	(2,848)	(657)	(250)	(3,755)
SAVING PROPOSALS (Oct 18)	(3,059)	(757)	(250)	(4,066)
TOTAL INCOME AND SAVINGS PROPOSALS	(5,943)	(1,885)	1,645	(6,183)
REVISED BUDGET GAP AT DRAFT (Oct18)	2,363	10,375	12,609	25,347

2019/20 Movements Between Draft Budget (Oct 2018) & Final (Feb 2019)

MOVEMENTS & PROPOSALS	2019/20 £000	2020/21 £000	2021/22 £000	Total £000
REVISED BUDGET GAP AT DRAFT (Oct18)	2,363	10,375	12,609	25,347
Reversal of one off saving from Housing Benefit Reserve	0	400	0	400
Increase in New Homes Bonus	(355)	0	0	(355)
Additional resource £946k and cost Winter Pressures (grant and exp. net nil) shown for completeness	0	0	0	0
Additional Resource for social care pressures (to avoid impact on NHS)	(1,616)	0	0	(1,616)
Budget pressures Children's Services (Children's Placements)	1,014	0	0	1,014
Budget pressures Children's Services (Home to School Trans)	550	0	0	550
Budget pressures Adult Services	1,504	0	0	1,504
Increase in borrowing costs Cap Programme 19/20	200	0	0	200
Changes to Waste Levy Assumptions	(105)	300	0	195
Removal of Green Waste Charge (loss of Prior year income/ increase Levy)	1,405	0	0	1,405
Transfer Council Tax Surplus to Budget Support Reserve	(426)	426	0	0
Changes to Transport Levy	(421)	421	0	0
Additional contingency for public health and wellbeing	1,000	0	0	1,000
Move to Microsoft Office 360	250	0	0	250
STAR contribution reduce savings from 19/20		18		18
Sale Waterpark	100			100
Child in Need POC	74			74
SEND Grant ending	140			140
Further re-phasing of Regent Road Car Park delay	100	(100)		0
Re-phasing of Regent Road Car Park, delay in rates	(7)	7		0
CHANGES TO BUDGET ASSUMPTIONS	3,407	1,472	0	4,879

MOVEMENTS & PROPOSALS	2019/20 £000	2020/21 £000	2021/22 £000	Total £000
Increase in Council Tax Base further 0.25% to 1.25%	(251)	(11)	(8)	(270)
Additional release of accumulated Council Tax Surplus	(424)	424	0	0
Changes in Bus Rate Assumptions (inc. Reset)	(1,385)	1,280	(1)	(106)
CHANGES TO FUNDING (NON POLICY CHOICE)	(2,060)	1,693	(9)	(376)
Contribution from Budget Support/ Business Rate Smoothing Reserves	(2,798)	2,798	0	0
CHANGES TO FUNDING (POLICY CHOICE)	(2,798)	2,798	0	0
Property Investment Strategy	(585)	281	34	(270)
MAG Loan Investment Income	(200)	0	183	(17)
Remove Expected Additional Income from Green Waste	395	0	0	395
CHANGES TO INCOME PROPOSALS	(390)	281	217	108
Savings in Public Health	0	(1,000)	0	(1,000)
Housing Ben Overpayment recovery	(400)	0	0	(400)
Realignment of AGMA Levy Budgets	(154)	0	0	(154)
Reduce savings Early Repayment of Suppliers Discount	40	90	(10)	120
Treasury Management Savings (LOBO Loan)	(100)	0	0	(100)
GMFP Reduced Allowance for Early Retirements (Reduce reinstated savings)	122	0	0	122
Members Telephony	(30)	0	0	(30)
CHANGES TO SAVING PROPOSALS	(522)	(910)	(10)	(1,442)
TOTAL CHANGES TO INCOME AND SAVINGS PROPOSALS	(912)	(629)	207	(1,334)
REVISED BUDGET GAP (Feb 19)	0	15,709	12,807	28,516

Business Rates Retention GM Pilot
Annex C
Business Rates Benefit Calculation 2018/2019 to 2021/2022

	2018/19 £	2019/20 £	2020/21 £	2021/22 £
Gross Rates Payable	182,565,243	184,114,380	187,864,164	191,613,948
Transitional Adjustments and Mandatory & Discretionary Reliefs	(15,865,758)	(18,530,213)	(18,900,818)	(19,278,834)
NET RATES PAYABLE	166,699,485	165,584,167	168,963,346	172,335,114
Accounting Adjustments (Appeals & BDP) & Cost of Collection	(12,636,373)	(10,028,942)	(13,017,142)	(13,277,073)
NNDR Income	154,063,112	155,555,225	155,946,205	159,058,041
Local Share	152,522,481	153,999,672	154,386,743	157,467,460
Tariff	(87,609,184)	(94,589,988)	(96,829,040)	(99,112,873)
Retained Business Rates	64,913,297	59,409,684	57,557,703	58,354,587
Baseline Funding Level (BFL)	57,725,323	53,196,876	53,913,561	54,644,581
Growth	7,187,974	6,212,808	3,644,142	3,710,006
SAICA Renewable Energy	80,952	81,648	83,281	84,947
Section 31 Compensation Grants	7,299,896	10,501,619	10,232,110	10,383,731
National Levy Rebate		549,761	0	
Growth/(Decline) to Baseline	14,568,822	17,345,836	13,959,533	14,178,684
GM Pilot 'No Detriment' Over Payment	(9,348,524)	(10,470,846)	(8,634,565)	(8,776,710)
GM Pilot 'No Detriment' Over Payment Rebate	4,674,262	5,235,423	4,317,282	4,388,355
Business Rates Benefit over BFL	9,894,560	12,110,413	9,642,250	9,790,329
Release of Prior Year Surplus *		1,181,215		
Business Rates Growth Reset			(9,557,697)	(9,704,086)
Business Rates Benefit	9,894,560	13,291,628	84,553	86,243





* Excludes the collection of the 2018/19 estimated deficit and reserve contribution as detailed in paragraph 3.2.2.

Total Benefit from Business Rates

	2018/19 £000	2019/20 £	2020/21 £	2021/22 £
Core Baseline Funding	35,031,470	35,834,275	36,550,960	37,281,979
Revenue Support Grant	10,302,853	5,298,601	5,298,601	5,298,601
Public Health Grant	12,391,000	12,064,000	12,064,000	12,064,000
Total Baseline Funding Level	57,725,323	53,196,876	53,913,561	54,644,580
Business Rates Benefit	9,894,560	13,291,628	84,553	86,243
Total Benefit PLUS Baseline Funding	67,619,883	66,488,504	53,998,114	54,730,823
Yearly Change				
Change in BFL		(4,528,447)	716,685	731,019
Change in Business Rates Benefit		3,397,068	(13,207,075)	1,690
Yearly Change		(1,131,379)	(12,490,390)	732,709









Total reduction in Business Rates -£1.13m-£12.49m+£0.73m = -£12.89m




Income Proposals 2019/22

Priority	Service Area	Description of Saving	2019/20 £000's	2020/21 £000's	2021/22 £000's	Impact of Saving (e.g. service, equality, other)
	PLACE	Review of Car Parking charges	(84)	(73)		Review of fees from April 2019 - 50p half hour, £1 up to 2 hours, £2 up to 4 hours, £4 up to 5 hours, £5 over 5 hours. Extension of charging times to 8pm from April 2020 (subject to consultation).
	PLACE	Environmental Health - Increase Fee Income (various)	(27)	(5)	(5)	Income already being received above current budget – e.g. HMO licences, costs recoverable from third parties.
	PLACE	Licensing – taxi knowledge test charge	(20)			New charges to be introduced for the recently agreed changes to the new driver application process. All new applicants will need to pass a knowledge test.
	CENTRAL	CCTV New Trading Model	(15)			On-going saving from 2017/18. Relates to the trading of CCTV services to generate income.
£	CW	Manchester Airport Group (MAG) Core Shareholder Investment	(1,500)	(500)		Additional airport dividend reflecting growth in dividend payments received in last three years.
£	CW	Asset Investment Strategy	(1,214)	(269)	1,934	Estimated income in the form of new rents and loan repayments from assets held as part of the Council's new investment portfolio, net of MRP payments.

Priority	Service Area	Description of Saving	2019/20 £000's	2020/21 £000's	2021/22 £000's	Impact of Saving (e.g. service, equality, other)
£	CW	Strategic Investments	(414)		(67)	Loan interest receivable from strategic investments in the expansion of Manchester Airport.
Total Income Proposals			(3,274)	(847)	1,862	

Savings Proposals 2019/22

Priority	Service Area	Description of Saving	2019/20 £000's	2020/21 £000's	2021/22 £000's	Impact of Saving (e.g. service, equality, other)
	CHILDREN	Reduction in External Children's Home Use (4 children from OOB to in-house provision)	(371)			Children currently placed outside of the borough of Trafford will be moved closer to home and into provision in a family setting.
	CHILDREN	Creation of New Post 16 Accommodation (increasing internal provision)	(202)			Children will be placed closer to home enabling existing relationships to continue, disruption of relocation to unfamiliar settings will be avoided.
	CHILDREN	Remove General Inflation provision	(22)			Any increase in costs to be managed within existing budgets.
	ADULTS	Right Care For You	(200)			The project will reduce the demand for homecare hours within the borough through the use of specialised equipment.
	ADULTS	Adults Re-assessments	(200)			Care packages will be reassessed to ensure that provision is at optimum levels.
	ADULTS	Let's Talk	(160)			As a result of a culture change effecting service delivery, some care packages are to be avoided with client wishes to be at the forefront of Social Care decision making.
	ADULTS	Remove General Inflation provision	(9)			Any increase in costs to be managed within existing budgets.
	Public Health	Review of Public Health budgets		(1,000)		A review of PH related commissioning budgets in order to align with PH resource allocations.

Priority	Service Area	Description of Saving	2019/20 £000's	2020/21 £000's	2021/22 £000's	Impact of Saving (e.g. service, equality, other)
✓	PLACE	Increased Recycling of Waste	(161)			Part of the ongoing programme to reduce waste disposal costs through increased recycling. This will be achieved through a range of initiatives, such as targeting food waste recycling, recycling levels of flats/houses of multiple occupation, improving education/awareness and, where necessary, stricter enforcement.
	PLACE	Strategic Planning - Remove Greenspace funding contingency budget	(40)			Contingency for failed funding bids not been required in recent years and can be removed.
£	PLACE	Development Management (Planning Performance Agreements - cost recovery)	(35)			Review of discretionary fees to achieve full cost recovery.
	PLACE	Allotment Services - removal of subsidy	(20)			Service has recovered its costs from income in recent years through improved efficiency and Council subsidy is no longer required.
	PLACE	Housing Strategy - reduce running costs	(10)			Minor running cost budgets can be reduced based on current spend levels.
✓	PLACE	Environmental Health - Reduce budget of dog warden service	(5)			Spend has been below budget in recent years.
£	PLACE	Remove General Inflation provision	(68)			Any increase in costs to be managed within existing budgets.
£	CENTRAL	Use of smoothing reserve - one off	(100)	100		Reserves already held can be utilised as a one-off in 19/20 to release base budget.

Priority	Service Area	Description of Saving	2019/20 £000's	2020/21 £000's	2021/22 £000's	Impact of Saving (e.g. service, equality, other)
£	CENTRAL	STAR Procurement contribution	(36)			Due to the growth of a successful procurement collaboration with Stockport, Tameside and Rochdale Councils.
£	CENTRAL	Legal - appoint litigation solicitor/reduce external costs	(20)			Appoint additional internal staff to reduce reliance on and costs of external providers
£	CENTRAL	Customer Services - reduce contact centre opening hours	(21)			Contact centre hours reduced from 8am - 7pm to 8.30am – 5.30pm. This is in line with most of GM.
£	CENTRAL	Legal - CCG legal costs	(10)			Recovery of legal costs from CCG
£	CENTRAL	Remove General Inflation provision	(117)			Any increase in costs to be managed within existing budgets.
£	CW	Reduce General Contingency	(600)			Review of Contingency budget requirements.
£	CW	Housing Benefit Overpayment recovery	(400)			New target set for the recovery of housing benefit overpayments.
£	CW	Reinstate saving GMPF Reduced Allowance for Early Retirements	(228)			Reduction of the risk reserve held with the pension fund as a result of fewer planned redundancies.
£	CW	Debt Restructure savings	(300)			Debt savings generated from replacing a £20m Lender Option Borrower Option (LOBO) high rated debt with low rated Public Works Loan Board (PWLB) debt in 2018/19 generating a net saving after costs.
£	CW	Re-alignment of AGMA budgets	(154)			Re-alignment of AGMA budget contributions across services has identified surplus over requirements.
£	CW	Reduction in Insurance costs	(50)			Reduction in Insurance budget to reflect lower Provision required following latest Underwriters report.
£	CW	Members telephony budget	(30)			Budget saving as new technology and competition drives costs down.

Priority	Service Area	Description of Saving	2019/20 £000's	2020/21 £000's	2021/22 £000's	Impact of Saving (e.g. service, equality, other)
£	CW	Early Repayment of Suppliers Discount	(10)	(10)	(10)	Review of Accounts Payable processes to maximise potential supplier discounts.
£	CW	Advance Pension Payment		(757)		Three years advance payment of pension contributions to achieve efficiency saving.
£	CW	Remove General Inflation provision	(2)			Any increase in costs to be managed within existing budgets.
Total Savings Proposals			(3,581)	(1,667)	(10)	
Total Income and Savings Proposals			(6,855)	(2,514)	1,852	

Our Priorities



Building Quality, Affordable and Social Housing

Trafford has a choice of quality homes that people can afford



Health and Wellbeing

Trafford residents health and Well-Being is improved and Reducing Health Inequalities



Successful and Thriving Places

Trafford has successful and thriving town centres and communities



Children and Young People

All Children and Young People in Trafford will have a fair Start



Pride in Our Area

People in Trafford will take pride in their Local Area



Green and Connected

Trafford will maximise its Green Spaces, Transport and Digital Connectivity



Targeted support

People in Trafford will get support when they need it most

2019/20 Subjective Budget Analysis

	CHILDREN & ADULTS £000's	PLACE £000's	CENTRAL £000's	COUNCIL- WIDE £000's	FUNDING & RESERVES £000's	TOTAL £000's
NET BUDGET Brought Forward	92,607	23,843	17,101	30,694	0	164,245
<u>Budget Pressures :</u>						
Pay	722	136	732	241		1,831
Living Wage	1,605	50	274	0		1,929
General Inflation	31	68	117	2		218
Contractual Inflation & Obligations	1,165	807	145	0		2,117
Levies	0	8,527	0	(7,167)		1,360
Demographics/ Care Costs	5,235	0	0	0		5,235
Grants, Legislative & Service Transfers	(4,295)	0	0	(779)		(5,074)
Loss of Income	0	55	0	0		55
Treasury Management	0	0	0	(220)		(220)
Policy Choice Investment	0	0	0	0		0
Other	762	1,781	404	2,148		5,095
Total Budget Pressures	5,225	11,424	1,672	(5,775)		12,546
<u>Budget Savings</u>						
Income Generation	0	(131)	(15)	(3,128)		(3,274)
Savings Proposals, Efficiencies & Policy Choice	(1,164)	(339)	(304)	(1,774)		(3,581)
Total Approved Budget Proposals	(1,164)	(470)	(319)	(4,902)		(6,855)
PROPOSED NET BUDGET	96,668	34,797	18,454	20,017	0	169,936
<u>Funding:</u>						
Council Tax					(95,682)	(95,682)
Council Tax - 2.99% General Increase					(2,861)	(2,861)
Council Tax - 2% Adult Social Care Increase					(957)	(957)
C Tax Prior Year Collection Fund (Surplus)/Deficit					(1,324)	(1,324)
Business Rates: Local Share					(147,787)	(147,787)
Business Rates: Tariff Payment					94,590	94,590
Business Rates: Growth Assumptions, S31 Grants, GM Pilot					(13,291)	(13,291)
Funding Total					(167,312)	(167,312)
PROPOSED FUNDING					(167,312)	(167,312)
<u>Additional Use of Reserves:</u>						
Budget Support Reserve					(2,624)	(2,624)
Movement in Reserves Total					(2,624)	(2,624)
FUNDING FROM RESERVES					(2,624)	(2,624)
BUDGET GAP						0

2019/20 Objective (Service) Budget Analysis

DIRECTORATE	SERVICE EXPENDITURE ANALYSIS	Net Budget 2018/19 £000's	Proposed Net Budget 2019/20 £000's
Children's Service	Children with Complex and Additional Needs	1,166	1,486
Children's Service	Commissioning	1,589	1,615
Children's Service	Children's Social Services	21,929	23,701
Children's Service	Education and Early Years' Service	5,171	6,123
Children's Service	Early Help	571	602
Children's Service	Safeguarding and Front door	1,697	1,721
Children's Service	Youth Offending Service	170	179
Children's Service	DSG	0	0
Children's Service	Sub-Total	32,293	35,427
Adults Service	Client Costs	44,177	49,043
Adults Service	BCF and Other grants	(8,987)	(13,617)
Adults Service	Assistive Equipment and Technology	990	1,075
Adults Service	Social Care Activities - Care Management	10,138	10,584
Adults Service	Commissioning and service delivery	1,755	1,916
Adults Service	Public Health	12,240	12,240
Adults Service (incl. Public Health)	Sub-Total	60,313	61,241
Place - Environmental, Technical & Property Services	One Trafford Partnership	12,945	15,161
Place - Environmental, Technical & Property Services	Street Lighting Energy	766	839
Place - Environmental, Technical & Property Services	Media Advertising	(817)	(816)
Place - Environmental, Technical & Property Services	Waste Disposal Levy	8,342	16,808
Place - Environmental, Technical & Property Services	Strategic Management	515	522
Place - Economic Growth & Planning	Economic Growth & Planning	1,551	1,621
Place - Economic Growth & Planning	Public Protection & Enforcement	913	918
Place - Economic Growth & Planning	Parking Services	(1,118)	(1,099)
Place - Economic Growth & Planning	Strategic Support Services	746	843
Place	Sub-Total	23,843	34,797

DIRECTORATE	SERVICE EXPENDITURE ANALYSIS	Net Budget 2018/19 £000's	Proposed Net Budget 2019/20 £000's
Governance and Community Strategy	Legal & Democratic Services	2,799	2,878
Governance and Community Strategy	Access Trafford	2,848	2,908
Governance and Community Strategy	Partnerships and Communities	1,495	1,409
Governance and Community Strategy	Culture and Sport incl. Waterside Arts Centre	587	696
Governance and Community Strategy	Directorate Wide Efficiency - G&CS	(260)	(189)
Governance and Community Strategy	Sub-Total	7,469	7,702
Finance and Systems	Finance Services	5,065	5,221
Finance and Systems	ICT Services	2,172	2,499
Finance and Systems	Transformation	0	0
Finance and Systems	Directorate Wide Efficiency -F&S	(283)	(206)
Finance and Systems	Sub-Total	6,954	7,514
People and Traded Services	Human Resources	2,339	2,413
People and Traded Services	Communications	265	291
People and Traded Services	Executive	312	313
People and Traded Services	School Crossing Patrols	406	490
People and Traded Services	Bereavement Services	(740)	(732)
People and Traded Services	Catering & Cleaning Traded Services	162	403
People and Traded Services	Music Service	126	188
People and Traded Services	Directorate Wide Efficiency - People	(190)	(128)
People and Traded Services	Sub-Total	2,680	3,238
TOTAL SERVICE BUDGETS		133,552	149,919

DIRECTORATE	SERVICE EXPENDITURE ANALYSIS	Net Budget 2018/19 £000's	Proposed Net Budget 2019/20 £000's
Council-Wide Service	Transport Levy	23,656	15,788
Council-Wide Service	Flood Defence	143	146
Council-Wide Service	Coroner's & Mortuary	684	744
Council-Wide Service	AGMA/ Other	15	341
Council-Wide Service	Contingencies, Provisions and Corporate savings	3,609	4,573
Council-Wide Service	Interest Receivable (incl. Airport Dividend)	(4,406)	(6,193)
Council-Wide Service	Loan Debt (principal and interest)	7,445	6,546
Council-Wide Service	Property Investment Fund	(1,198)	(2,411)
Council-Wide Service	Insurance	803	753
Council-Wide Service	Members Expenses	868	854
Council-Wide Service	Other Centrally held budgets	1,304	1,194
Council-Wide Service	Central Grants	(2,229)	(2,318)
Council-wide Budgets	Sub-Total	30,694	20,017
PROPOSED NET BUDGET		164,246	169,936

**REPORT of the CORPORATE DIRECTOR OF FINANCE AND SYSTEMS
to the COUNCIL 20 FEBRUARY 2019**

**ROBUSTNESS of the 2019/20 PROPOSED BUDGET ESTIMATES
(S25-26 LGA 2003)**

1. INTRODUCTION

- 1.1 The Local Government Act 2003 requires the Corporate Director of Finance and Systems, the Council's section 151 officer, to report independently to the Council their own opinion as to the robustness of the budget estimates and the adequacy of the financial reserves (s25) and the minimum level of reserves (s26).
- 1.2 The Law requires that such a report is put before Council as part of the overall budget deliberations, and that such a report be considered prior to the approval of the Budget Requirement and the setting of a Council Tax.
- 1.3 A summary of this report providing the general opinion is included within the main report at section 7.

2. BACKGROUND

- 2.1 The budget process has involved the identification or forecasting of spending needs, likely resource availability, and opportunities for efficiencies, income generation and resource realignment. Issues identified during the 2018/19 budget monitoring process and planning process review have been addressed in the 2019/20 budget wherever appropriate.
- 2.2 The process has involved the Executive Portfolio Holders, members of the Corporate Leadership Team and other service management supported by Finance Managers.
- 2.3 All budget managers have been requested to agree their budget working papers and are therefore aware of their proposed budget for 2019/20, and the assumptions the budget is based on, which includes income targets.
- 2.4 With the support of the senior Finance staff within the Financial Management Service, I have undertaken a review of the Executive's budget proposals at varying levels of detail taking into account known factors that will have a significant bearing on the conduct of the Council's business in 2019/20 and the medium term. Importantly it includes discussion, information and assurances supplied by Directors and other senior staff.
- 2.5 At a detailed level budgets are based on forecasted activity and have been subject to appropriate challenge, sensitivity analysis and that they reasonably allow for a degree of error. Risks can be mitigated through a variety of management actions and the Corporate Leadership Team has ensured that in higher risk areas additional capacity and rigour has been put in place to ensure forecast savings are robust and are capable of being delivered during the year. Savings will continue to be monitored through CLT as part of the budget monitoring process as well as the established bi-monthly financial monitoring of all Council activity on an outturn basis from May each year.

- 2.6 I have also taken account of how the Council is likely to react if an adverse financial situation was to arise during the year. This helps in assessing the adequacy of reserves. Following the introduction of the Asset Investment Strategy and the increasing levels of gross income receivable, coupled with some erosion of the business rate baseline I propose an increase to the minimum level of general reserve to cover for unforeseen circumstances from £6.0m in 2018/19 to £7.0m in 2019/20.
- 2.7 The year ahead presents a number of financial challenges, and in particular I would draw Members' attention to areas of uncertainty for which mitigating action is included in the budget and/or reserves, if required. These are detailed below and paragraph 2.8 refers specifically to concerns for 2020/21 given the expected reset of the business rate retention scheme baselines and implementation of fairer funding.
- The scale of savings required, in particular the CFW directorate, whilst not on similar levels to previous years continues to be demanding on the capacity of managers and staff and particularly given the size of savings programmes delivered since 2010;
 - The approach to investments as included in our investment strategy has mitigated to a certain extent the need to make further efficiencies in service delivery. The assessment of risks is crucial to ensure this course of actions continues to provide a secure source of income to support the revenue budget and remains proportionate. The returns can be quite volatile as witnessed during 2018/19 when a significant investment opportunity fell through at the last minute;
 - The Council could face legal challenge in relation to the decisions it makes, and whilst every effort has been made to guard against the likelihood of successful challenge, the costs of defending any such proceedings could be significant;
 - The uncertainty that exists on demand led services, particularly in adults and children's social care which continue to pose the biggest threat to the Council's budget in the future and significant new investment has been incorporated into the 2019/20 budget plans to reflect the latest demand pressures. Government has promised to release a green paper on the future funding of these services and this is eagerly awaited;
 - There is also risk with regard to the ability of the external care market to provide sufficient capacity at the right price to support our growing care needs;
 - There is significant reliance on business rates growth to support its spending plans in 2019/20 and there are still a large volume of unsettled business rate appeals where the Council carries a major risk, albeit a provision has been included in the accounts;
 - There continue to be ongoing consultations on the overall schools budget, particularly measures required to control spending in the high needs area;
- 2.8 MHCLG are currently consulting on proposals for a full reset of the business rates retention baselines and a review of local government relative needs and resources; both of which are contributing to the significant budget gap for 2020/21. Since the introduction of the business rate retention scheme in 2013/14 the Council has become increasingly reliant on the growth in business rates as a sustainable

revenue stream. A full reset could see the Council lose funding of £12.5m in 2020/21, a figure which is currently built into the MTFP projections.

2.9 The decisions in this report still leave a budget gap of £15.7m in 2020/21. It is unlikely that any indicative funding figures will be made available by Government until late summer or early autumn 2019 which will make financial planning difficult for 2020/21 but a number of potential mitigating factors exist:-

- Government are currently consulting on transitional arrangements which, whilst these will unwind over a period of time, could protect the Council from a sudden and significant fall in resources.
- The Council's current budget contains a modest level of discretionary services which will be reviewed during 2019 as well as fees and charges
- Comprehensive Spending Review and the social care green paper could both signal the trajectory of funding in future years and specifically funding for social care.
- Population growth in Trafford is projected to rise faster than the national average which whilst meaning the pressure on Council services could increase is likely to mean improved levels of Government funding through the new formula which has a strong bias toward population rather than deprivation.

2.10 The Council will continue to give priority to bolstering its overall reserve position during the remainder of 2018/19 and 2019/20 to provide a further safety net as possible. Also a number of specific reserves will be created, following a review of all reserves, to support the significant levels of planned investment in leisure centres in the next couple of years. In addition given the increasing assumptions in respect of the investment income to be received from Manchester Airport Group a specific reserve has been established during 2018/19 in the event actual income is different to forecast.

2.11 In terms of its capital programme there continue to be pressures in realising a level of capital receipts that is sufficient enough to protect the asset base. A new approach to delivering regeneration will commence during 2019/20 which will see the Council develop surplus sites itself rather than adopting the historic approach of outright sale to developers in an attempt to maximise the value obtained from surplus assets. This could lead to an element of short term borrowing until receipts are realised and the cost of this borrowing will be included as a commitment within specific reserves.

2.12 During the year school balances are reviewed and whilst a number of schools are operating with an in-year deficit they have sufficient reserve cover in most instances to support this. Where necessary a team comprising of finance, HR and support from school improvement help support schools in financial difficulty. In a small number of cases some schools have licensed deficits, the position of which is regularly monitored to ensure recovery action plans are developed and implemented. During 2018/19 a couple of maintained primary schools converted to sponsored academy status following Ofsted reviews which concluded the schools were requiring improvement. In these cases the Council has the responsibility to ensure it does not encumber the sponsor with a financial deficit, if they exist. This overall position is monitored and in the event of future transfers of this nature a specific reserve is maintained.

2.13 The High Needs budget within the DSG is under extreme pressure resulting in the unprecedented increase in the number of education, health and care plans. A task and finish group has been established to review this position and to consider ways to alleviate the financial pressure on the budget. This has been mitigated to some extent with additional funding from the ESFA, together with an agreed top-slice of school budgets and supplemented by a one-off contribution from the Council for 2019/20. This means that more time is afforded to make sure that, in the event that future savings need to be made, adequate consultation can be undertaken with all stakeholders.

3. OUTCOME OF REVIEW

3.1 All aspects of the budget have been reviewed to ensure that reasonableness (robustness) tests have been carried out, that detailed calculations are sound, and that the risks have been quantified and provided for as far as possible. As part of the review of draft savings proposals, risk assessment and mitigating action a number of changes in assumptions were subsequently made, the salient ones are as follows:

- Increase budget provision within Children and Adults Social Care demography;
- Risk also exists within the public health budget due to increasing price pressures within contracted activities and a reduction in the public health grant levels. Service reviews will be undertaken during 2019/20 to move towards bringing Public Health expenditure back within the Public Health allocated resources by 2020/21. For 2019/20 the Council has not passed the cut in funding through to the Public Health budget and additional contingency has been included in the central budgets to allow for the risk of an in year overspend on Public Health.
- A number of ICT software licence arrangements will need to be reviewed during 2019/20 and additional budget provision has been made for these.
- The overall council tax-base has been reviewed to reflect the new projected costs of the council tax support scheme following a consultation during 2018.
- The establishment of a MAG Investment reserve to cushion the impact of any discrepancies between budgeted and actual return on investments. Also the addition to the business rate smoothing reserve and SEN high needs reserve (DSG) following receipts of additional income in 2018/19.
- Continuation of the Budget Support Reserve, to provide a cushion against volatility in budget funding and the significant level of savings required over the medium term. A drawdown of £2.8m is required to support the budget in 2019/20 leaving £2.3m available for future years;
- Increase in waste levy budget to reflect the updated forecasts from the Waste Disposal Authority and corresponding change to the transport levy;

4. CONCLUSION

4.1 This statement is not a guarantee that expenditure will be contained within each budget line as the nature of the Council's business means that some services will be placed under financial pressure at various times throughout the year. Therefore it is an assessment of the overall budget package and whether there is a reasonable expectation that the budget overall will not be breached.

- 4.2 On the basis of the above mentioned financial planning and monitoring processes together with the risk assessment of the budget, the Corporate Director of Finance and Systems is able to report (in accordance with Section 25 of the Local Government Act 2003) that the estimates made for the purposes of the calculation of the budget are robust and the level of reserves and balances are adequate and (in accordance with Section 26 of the Local Government Act 2003) the minimum level of general reserve be set at £7m, an increase of £1m on the level set for 2018/19.

Annex H

OUTLINE OF 2019/20 FUNDING FORMULA RECOMMENDED BY SCHOOL FUNDING FORUM

	Description	Amount per pupil		Pupil Units		Sub Total	Total
	Primary (Years R-6)	£2,740.60		21,003.00		£57,560,822	
	Key Stage 3 (Years 7-9)	£3,862.57		9,730.00		£37,582,806	£120,973,574
	Key Stage 4 (Years 10-11)	£4,388.37		5,886.00		£25,829,946	
		Primary amount per pupil	Secondary amount per pupil	Eligible proportion of primary NOR	Eligible proportion of secondary NOR		
Deprivation	FSM	£442.36	£442.36	1,857.00	1,438.00	£1,457,576	£9,405,300
	FSM6	£542.89	£789.20	3,060.76	2,884.13	£3,937,814	
	IDACI Band F	£201.07	£291.55	1,120.62	834.91	£468,742	
	IDACI Band E	£241.29	£392.09	1,469.02	1,104.34	£787,433	
	IDACI Band D	£361.93	£517.76	894.83	611.17	£640,305	
	IDACI Band C	£392.09	£563.00	760.12	576.90	£622,828	
	IDACI Band B	£422.25	£603.21	1,192.71	942.80	£1,072,330	
	IDACI Band A	£578.08	£814.34	326.04	282.19	£418,271	
		Primary amount per pupil	Secondary amount per pupil	Eligible proportion of primary NOR	Eligible proportion of secondary NOR		
English as an Additional Language	EAL 3	£517.76	£1,392.42	2,457.46	238.76		£1,604,823
		Amount per pupil		Eligible proportion of primary and secondary NOR respectively			
Prior attainment	Low Attainment % new EFSP	£1,055.62		5,737.75		£6,056,879	£8,901,121
	Low Attainment % old FSP 78						
	Secondary pupils not achieving (KS2 level 4 English or Maths)	£1,558.30		1,825.22		£2,844,242	
Lump Sum						£110,589.00	£9,289,476
Additional Lump Sum for amalgamating schools							£44,236
Split Sites							£40,000
Rates							£1,462,056
Additional funding under the minimum funding level							£4,630,767
Total Funding for Schools Block Formula (excluding MFG Funding Total)							£156,351,352

Minimum Funding Guarantee (MFG is set at +0.5%) less deduction for capping	£4,658,108
Total Funding For Schools Block Formula	£161,009,460
less de-delegation	-£990,389
less Education functions	-£250,000
Total Funding For Schools Block Formula less de-delegation	£159,769,071

Formal Council Tax Resolution

The Council is recommended to resolve as follows:

1. It be noted that on 23rd January 2019 the Council calculated
 - (a) the Council Tax Base 2019/20 for the whole Council area as 76,999 [Item T in the formula in Section 31B(3) of the Local Government Finance Act 1992, as amended (the "Act")] and;
 - (b) 1,577 for dwellings in the Parish of **Partington**;

to which Parish Precepts relate.

It is recommended : -

2. That the Council approve the Council Tax Requirement for the Council's own purposes for 2019/20 (excluding Parish precepts) as £99,499,648.
3. That the Council agrees the calculation of the Aggregate Amounts for the year 2019/20 in accordance with Sections 31 to 36 of the Act:
 - (a) £482,463,213 being the aggregate of the amounts which the Council estimates for the items set out in Section 31A(2) of the Act taking into account all precepts issued to it by Parish Councils.
 - (b) £382,896,542 being the aggregate of the amounts which the Council estimates for the items set out in Section 31A(3) of the Act.
 - (c) £99,566,671 being the amount by which the aggregate at 3(a) above exceeds the aggregate at 3(b) above, calculated by the Council in accordance with Section 31A(4) of the Act as its Council Tax requirement for the year. (Item R in the formula in Section 31A(4) of the Act).
 - (d) £1,293.09 being the amount at 3(c) above (Item R), all divided by Item T (1(a) above), calculated by the Council, in accordance with Section 31B(1) of the Act, as the basic amount of its Council Tax for the year (including Parish precepts).
 - (e) £67,023 being the aggregate amount of all special items (Parish precepts) referred to in Section 34(1) of the Act.
 - (f) £1,292.22 being the amount at 3(d) above less the result given by dividing the amount at 3(e) above by Item T (1(a) above), calculated by the Council, in accordance with Section 34(2) of the Act, as the basic amount of its Council Tax for the year for dwellings in those parts of its area to which no Parish precept relates.
 - (g) £1,334.72 **Parish of Partington** being the amounts given by adding to the amount at 3(f) above the amounts of the special item or items relating to dwellings in those parts of the Council's area mentioned at 3(e) above divided by the amount at 1(b) above, calculated by the Council, in accordance with section 34(3) of the Act, as the basic

amounts of its council tax for the year for dwellings in those parts of its area to which one or more special items relate.

4. The council tax set by Trafford Council includes a 1.0% increase to be spent exclusively on supporting the delivery of adult social care services.
5. That it be noted that for the year 2019/20 the Mayoral Police and Crime Commissioner and the Mayoral General (including Fire Services) have issued precepts to the Council in accordance with Section 40 of the Local Government Finance Act 1992, for each category of dwellings in the Council's area as indicated in the table below.
6. That the Council, in accordance with Sections 30 and 36 of the Local Government Finance Act 1992, hereby sets the aggregate shown in the tables below as the amounts of Council Tax for 2019/20 for each part of its area and for each of the categories of dwellings.

Valuation Bands

Council Tax Schedule 2019/20	Band A £	Band B £	Band C £	Band D £	Band E £	Band F £	Band G £	Band H £
Trafford Council (including Adult Social Care Precept)	861.48	1,005.06	1,148.64	1,292.22	1,579.38	1,866.54	2,153.70	2,584.44
Mayoral Police and Crime Commissioner Precept	132.20	154.23	176.27	198.30	242.37	286.43	330.50	396.60
Mayoral General Precept (including Fire Services)	51.29	59.84	68.39	76.95	94.05	111.15	128.24	153.90
Sub total	1,044.97	1,219.13	1,393.30	1,567.47	1,915.80	2,264.12	2,612.44	3,134.94

Partington								
Parish only	28.33	33.06	37.78	42.50	51.94	61.39	70.83	85.00
Parish & District only	889.81	1,038.12	1,186.42	1,334.72	1,631.32	1,927.93	2,224.53	2,669.44
Aggregate of Council Tax requirements (incl. – Mayoral Precepts)	1,073.30	1,252.19	1,431.08	1,609.97	1,967.74	2,325.51	2,683.27	3,219.94

PARISH COUNCIL PRECEPTS

Parish/Town Council	2018/19			2019/20			C Tax Increase
	Tax Base	Precepts £	Council Tax Band D (£)	Tax Base	Precepts £	Council Tax Band D (£)	
Partington	1,550	65,875	42.50	1,577	67,023	42.50	0.0%
TOTAL	1,550	65,875		1,577	67,023		

This page is intentionally left blank

TRAFFORD COUNCIL

Report to: Executive and Council

Date: 20 February 2019

Report for: Decision

**Report of: The Executive Member for Finance and the Corporate Director
Finance and Systems**

Report Title

CAPITAL STRATEGY, CAPITAL PROGRAMME AND PRUDENTIAL & LOCAL INDICATORS 2019/22

Summary

This report highlights the Council's investment plans for the next three years taking into account the estimated resources to be made available from Government as well as the Council's own resources and consists of :-.

Capital Strategy (Appendix 1) – The Capital Strategy which includes the core principles that underpin the Council's Capital Programme.

General Capital Programme (Appendix 2) - The level of resources forecasted to be available for general capital investment purposes during the period is £109.34m. The proposals included in this report will result in a Capital Programme totalling £112.28m. This equates to £2.94m of over-programming over the three year programme and will be reviewed each year to ensure actual capital resources are not overcommitted. To assist with the delivery of the capital programme individual scheme proposals are included for a number of key programmes.

Asset Investment Strategy (Appendix 2) – This report highlights the Council's proposals to utilise the fund created during 2017 by acquiring a range of investment assets to provide a sustainable revenue stream and cover any related borrowing costs whilst facilitating development and regeneration and also support local authority functions. The fund originally approved at a level of £300m is recommended to increase by a further £100m in 2019/20 to give a total fund value of £400m.

Prudential and Local Indicators (Appendix 3) – the Council is required to set indicators in accordance with the CIPFA Prudential Code which are designed to support decisions taken on affordability, sustainability and professional good practice.

Recommendations

That the Executive approve the:-

1. Capital Programme as detailed in Appendix 2 of the report;
2. Schemes to be undertaken from the “block” budget allocations reported in paragraph 21 and detailed Appendix 4.

That Executive recommends the Council to approve:-

3. The Capital Strategy included in Appendix 1;
4. the overall Capital Programme in the sum of £212.28m for the period 2019/22, comprising £112.28m in respect of the General Programme and £100m for the Asset Investment Fund;
5. approve additional prudential borrowing of £6.91m to support revenue generating investment opportunities as detailed in Paragraph 13 and a further £100m which will be added to the Asset Investment Fund as detailed in Paragraph 33; and
6. the Prudential and Local Indicators as set out at Appendix 3 of this report.

Contact person for access to background papers and further information:

Name: Mark Hughes

Extension: 2072

Background Papers – None

BACKGROUND

1. The Capital Strategy attached at Appendix 1 to this report is a new requirement for Councils' to produce from April 2018 following the publication of the revised Prudential Code for Capital Finance in Local Authorities 2017.
2. The Capital Strategy focuses on core principles that underpin the Council's capital programme as presented in this strategy and it gives a position statement with regards to capital expenditure and the resources available. It also focuses on the key issues and risks that will impact on the delivery of the Council's capital investment plans and the governance framework required to support delivery of the Strategy.
3. The three year Capital Programme 2019/22 and update of available resources is detailed in Appendix 2. This includes specific reference to a number of budget areas which historically have had subsequent reports to Executive to approve the programme of schemes for these areas e.g:- Public Building Repairs and Highway Programmes.
4. As a change to this process this report includes details of each programme for 2019/20. This will allow early preparation of individual schemes and assist in the full delivery of programmes during 2019/20.

Relationship to Policy Framework/Corporate Priorities	Value for Money
Financial Implications	Planned capital expenditure over the next three year period will be contained within available capital resources.
Legal Implications:	None arising out of this report.
Equality/Diversity Implications	The Council has complied with the requirements of its Public Sector Equality Duty.
Sustainability Implications	None arising out of this report.
Staffing/E-Government/Asset Management Implications	A number of improvement schemes are being undertaken in 2019/22.
Risk Management Implications	Assumptions have been made on land sale projections and the level of receipts to be generated in 2019/20 to 2021/22. An annual review will be undertaken of the future Land Sale Programme and in the event that there is a shortfall in resources to finance the Capital Programme adjustments will be made to our expenditure plans. Any other properties or other assets acquired as part of the Investment Fund will be subject to the annual review and revaluation. If the fair value of these assets falls then consideration will be given to making additional charges to the revenue budget.
Health and Safety Implications	A number of schemes are being undertaken on the grounds of health and safety.

RECOMMENDATIONS

That the Executive approve the:-

- Capital Programme as detailed in Appendix 2 of the report;
- Schemes to be undertaken from the “block” budget allocations reported in paragraph 21 and detailed Appendix 4.

That Executive recommends the Council to approve:-

- the Capital Strategy as included at Appendix 1;
- the overall Capital Programme in the sum of £212.28m for the period 2019/22, comprising £112.28m in respect of the General Programme and £100m for the Asset Investment Fund;
- approve additional prudential borrowing of £6.91m to support revenue generating investment opportunities as detailed in Paragraph 13 and a further £100m which will be added to the Asset Investment Fund as detailed in Paragraph 33; and
- the Prudential and Local Indicators as set out at Appendix 3 of this report.

Other Options

The Executive could decide to use capital receipts to repay debt which would generate revenue savings on the Medium Term Financial Plan. However, the proposed application of the capital receipts are to schemes with mandatory requirements, schemes to protect the long-term viability of the Council’s assets; enabling efficient and effective service delivery and avoiding potential increases in maintenance costs in future years, the benefits of which are greater than just using the receipts to repay debt.

Consultation

Consultation has taken place with budget holders, responsible officers and professional services to ascertain the new projects to be put forward for inclusion in the Capital Investment Programme for 2019/22 . Consultation with the public and user-groups will follow, where appropriate, once the programme is set and specific proposals within the budget allocations are developed.

Reasons for the Recommendation

The Authority is regularly assessed on the performance of its Capital Programme and how delivery matches corporate policies and proposed spending plans. To reflect budgets in line with revised expectations will assist in evidencing that compliance with the above is being met.

Finance Officer Clearance (type in initials)GB.....

Legal Officer Clearance (type in initials)JLF.....

CORPORATE DIRECTOR’S SIGNATURE



TRAFFORD COUNCIL

Capital Strategy



Contents	Page
Introduction	2
Objectives	2
Context	3
Capital Resources	10
Governance Framework	11
Risk Management and relationships with other processes	12
Knowledge and Skills	13
Summary	13

INTRODUCTION

The effective management of capital resources is an important aspect in the delivery of the Council's corporate objectives and associated priority areas. The Capital Strategy provides the framework for this delivery and ensures there is a focused approach to our capital investment.

This first iteration of the strategy will build from the Council's existing Capital Investment Strategy and developing Capital Programme, which was approved by the Council in February 2018.








The Strategy maintains a strong and current link to the Council's priorities and to its key strategy documents notably the Corporate Plan and Place Shaping Strategy, Medium Term Financial Strategy, Treasury Management Strategy, Asset Management plans and the Asset Investment Strategy.

The Strategy will be reviewed annually and updated to take account of the new challenges facing the Council and the aspirations of our residents - ensuring that we provide a Capital Strategy which meets the Council's long-term vision of ***"Working together to build the best future for all our communities/everyone in Trafford"***.

OBJECTIVES

The high level objectives for the Council's capital investments over the medium term are:-

- ❖ Support the Medium Term Financial Strategy (MTFS) by ensuring that capital investment decisions are not taken in isolation from revenue spending with specific emphasis on delivering future savings and income streams capable of supporting the revenue budget. Also ensuring the right capital assets are fit for purpose for the Council and partners and supports the priorities in the asset management plans
- ❖ Ensure health and safety and other schemes of a statutory nature are delivered
- ❖ Support achievement of Corporate Objectives and key priorities :

-  Building Quality, Affordable and Social Housing
-  Health and Wellbeing
-  Successful and Thriving Places
-  Children and Young People
-  Pride in Our Area
-  Green and Connected
-  Targeted support

Specific priorities include:-

- ❖ Leisure Centre Strategy
- ❖ Investment in Highways
- ❖ Secondary Schools - Expansion Programme and Improvement
- ❖ One Public Estate, particularly relating to new health related provision and best use, including rationalisation of public sector assets
- ❖ Adult Social Care – In-house dementia support
- ❖ Affordable Housing
- ❖ Regeneration of Strategic Locations including, Stretford Civic Quarter, Sale Town Centre development and the Stretford Town Centre Masterplan
- ❖ Major infrastructure schemes to support new housing development, including Carrington Relief Road - A1 Route
- ❖ Asset Investment Strategy, including the acquisition of commercial properties, provision of senior development or investment debt and direct development of council owned sites.

The Council's 2019-2022 Capital Programme, associated financing and prudential borrowing requirements is attached as an appendix to this strategy.

CONTEXT

In December 2017 CIPFA issued an update to the Prudential Code requiring that authorities should have a Capital Strategy with the purpose of establishing a long term direction for the management and use of capital resources for the organisation

The Capital Strategy is closely linked to a number of other key strategies including :-

- ❖ Corporate Plan
- ❖ Medium Term Financial Strategy
- ❖ Asset Management Plans
- ❖ Asset Investment Strategy and Town Centre Strategies
- ❖ Treasury Management



CORPORATE PLAN

The corporate plan describes Trafford Council’s vision and priorities for the borough and the priorities we have identified as an organisation as being key to the delivery of that vision. It includes an overview of our strategies which provide the detail of what the council will do and how we will work with our communities and our partners to deliver change to Trafford in line with these commitments.

At the heart of our vision is a common cause – we want to make Trafford a better borough. We want to make it a place where everyone has a chance to succeed and where everybody has a voice. We know we need to do things differently as the council cannot do it all. The council, by virtue of its democratic mandate, will lead the way in ensuring that this is a shared endeavour and that across Trafford there will be a more joined up approach to service delivery. Through our new vision, we are making a commitment to work together across different services and agencies to make the best use of our resources. It is aligned with our aspirations as we develop the future model for our statutory obligations and existing partnership arrangements.

The Council's Vision
Working together to build the
best future for all our
communities/everyone

Our vision is about giving people in Trafford greater choice about where they live; to build and sustain in thriving communities; and to develop areas which we can all take pride in. Our vision is about people living healthily; receiving care when they need it and having access to our green spaces. It is also about making Trafford a great place to live and work through connected transport links, so that there is a real choice of how we travel in and around our borough.

Far too many people are still getting left behind. Too many people's lives are still blighted by not having access to good housing and employment opportunities; by child poverty and health inequalities. Our vision is a call for fairness – for all children and young people to have a fair start no matter their circumstances and to ensure people get support when they need it most.

These are exciting times for Trafford and our vision aims to meet the opportunities and challenges that lie ahead. Over the next few years, this vision will be at the forefront of everything the Council does and aims to achieve.

The Priorities and outcomes for Trafford

The Council has identified seven strategic priorities that we believe are key to enabling Trafford residents, businesses and staff to thrive. Our priorities set out our aspirations for our people, place and communities, and how they can affect and improve their daily lives.

Our people are our greatest resource. Through engagement with our staff we will create an environment for staff to grow and develop life- long skills and see the benefit of their contribution to the borough. We want to be an employer of choice.

Our Priorities :



Building Quality, Affordable and Social Housing

Trafford has a choice of quality homes that people can afford



Health and Wellbeing

Trafford residents health and Well-Being is improved and Reducing Health Inequalities



Successful and Thriving Places

Trafford has successful and thriving town centres and communities



Children and Young People

All Children and Young People in Trafford will have a fair Start



Pride in Our Area

People in Trafford will take pride in their Local Area



Green and Connected

Trafford will maximise its Green Spaces, Transport and Digital Connectivity



Targeted support

People in Trafford will get support when they need it most

These priorities are not just for the Council but for the whole community and have been shared with members of the Trafford Partnerships. In order to make the difference we want to make, we will need to work closely and effectively with partners, residents, businesses and communities to make this a success.

PLACE SHAPING BOARD

The Trafford Place Shaping Board is led by the Executive Member for Investment, Regeneration and Strategic Planning, chaired by the Corporate Director, Place and comprising directors and senior council officers meets weekly to develop, direct and deliver a Place Shaping Programme encompassing a number of inter-related programmes including Leisure, Investment and enabling projects.

The purpose of the Place Shaping Board is to ensure that development, disposal, investment and acquisitions taken forward by the Council realise and maximise the financial and strategic objectives for growth and regeneration.

The Strategic Place Shaping Board applies the direction of the Executive:

- ❖ To establish a Place Shaping Programme comprising projects from: Place Shaping, Leisure, Schools, Investment, Disposal; and Enabling categories;
- ❖ To consider the inclusion of new projects within the Place Shaping Programme;
- ❖ To consider strategic development sites and how these can contribute to place shaping objectives;
- ❖ To drive the implementation of the Place Shaping Programme through weekly meetings;
- ❖ To review a monitoring report on a monthly basis on the financial, legal, commercial (including risk management) and development milestones of the Place Shaping Board Programme to ensure programme delivery;
- ❖ To receive, review and agree Outline Business Cases and (subsequent) Full Business Cases for projects within the Place Shaping Programme prior to Executive or Investment Board approval.

- ❖ To receive and review regular updates from any Place Shaping sub / working groups including the Adult Care (place shaping) working group and Leisure Board.
- ❖ The Place Shaping Programme sponsor is the Corporate Director Place and responsibilities for individual projects will be delegated/allocated to Place Shaping Board members (See below)

The Board will comprise of the following:

- ❖ Executive Member for Investment, Regeneration and Strategic Planning
- ❖ Chief Executive
- ❖ Corporate Director, Place
- ❖ Corporate Director of Finance and Systems
- ❖ Corporate Director of Governance and Community Strategy
- ❖ Head of Financial Management
- ❖ Head of Planning and Development
- ❖ Director of Property

Other Trafford Council officers will attend and contribute to the meetings according to operational need.

MEDIUM TERM FINANCIAL STRATEGY

The objectives and supporting policies of the Medium Term Financial Strategy (MTFS) are designed to assist the Council in ensuring that the people of Trafford will continue to be provided high performing, efficient and effective services for now and into the future, whilst avoiding unnecessary tax burdens and ensuring best value for money.

These objectives of the MTFS are:

- ❖ Keeping the Council Tax low
- ❖ Increasing the resources available to the Council
- ❖ Delivering value for money
- ❖ Delivering a robust, balanced and sustainable budget (both capital and revenue)

ASSET MANAGEMENT PLANS

The Council has historical data on both the property and highways infrastructure portfolios to assess the condition and backlog maintenance.

The condition data and backlog maintenance requirements identified in the asset management plans for corporate property, schools and highways infrastructure are then used to determine the priorities for investment to ensure statutory compliance along with improving the assets.

These plans set out the current and longer term condition of Trafford's infrastructure and provide information on the 10-20 year requirements of these assets, which informs the decisions made on capital investments plans into the future.

ASSET INVESTMENT STRATEGY

The Council's Asset Investment Strategy was originally approved by the Executive in July 2017 when approval was given to increase the Capital Investment Fund to £300m with a further update in October 2018. The Strategy seeks to acquire a balanced portfolio of investment assets capable of providing sustainable income streams to support the MTFP, facilitate development and regeneration and support local authority functions. Any activity is financed through prudential borrowing and included in the capital programme.

The details of the strategy:

- ❖ The target income return should be between 5.0% and 6.5% to deliver sufficient margin over borrowing costs and MRP requirements, whilst still providing the investment security required. The actual returns required will depend in part on the specific MRP approach adopted.
- ❖ To achieve sustainable returns, without being over-exposed to risk, to target direct investment in prime and good secondary assets across a variety of sectors.
- ❖ Based on sector performance and the objectives, it is recommended to focus on Industrial, Retail Warehousing (including Food Stores) and alternative sectors (i.e. budget hotels).
- ❖ Other asset classes should be considered on an opportunity basis to help meet the objectives, especially where they may help achieve longer term strategic growth (i.e. regeneration).
- ❖ Creating a diversified portfolio is important, whilst balancing the need to generate a return to support local authority functions. A target average lot size of between £20m and £30m (so a fund made up of between 10 – 15 assets with a total investment of £300m). Investments outside of this range will be considered on an opportunity-led basis and considered on their merits.
- ❖ Multi-let properties will help reduce asset and tenant specific risk. No more than 10% of the portfolio income should be from a single tenant to maintain the tenant specific risk at a manageable level.
- ❖ Consideration to be given to lending to fund investment or development as part of the strategy, as this can have additional benefits especially when focused in the local area. Up to 30% of the portfolio could be allocated to debt, but consideration to a higher level on a case by case basis.

The objectives to be achieved through either:-

- ❖ Direct Investment (Medium to high risk and return),
- ❖ Development Debt (Medium risk; medium to high return), or
- ❖ Debt Investment (low to medium risk and return)

As part of the decision making process an Investment Management Board (IMB) has been established to oversee the approval of new acquisitions and to undertake a performance management role. This process is supported by independent external advice on each acquisition and also a robustness statement from the Corporate Director of Finance and Systems.

The financial performance of the investment portfolio and of each property within the portfolio will be measured and reported on a quarterly basis by an officer group to the IMB and subsequently to Executive. Performance measurement will be based on external revaluations and net yield generated and reporting will be undertaken with a view to making recommendations concerning sales or purchases and any amendments to the adopted strategy to ensure that the main objectives continue to be achieved.

The Asset Investment Strategy, along with promoting economic growth in the borough, supports the revenue budget. With the revenue funding gap expected to continue over the medium term the income streams from these investments are imperative. It is therefore intended to increase the fund, to continue investment and income streams, by £100m up to £400m. The increase will be funded from borrowing with approval being sought in February 2019 when setting the budget.

The strategy is regularly updated and reviews the current practices to focus on the direction of our investment activity going forward. Focus will still be on achieving low risk, secure and sustainable income streams into the medium to long term, with particular emphasis placed on either development or investment debt across a wider geographical area.

TREASURY MANAGEMENT

The Council also produces a Treasury Management Strategy which is approved by full Council annually as part of the budget setting process.

The Treasury Management Strategy aims to maximise investment interest whilst minimising risk to the Council. The main objective surrounding the Council's investment criteria is security of capital first, liquidity of its cash flows and finally yields.

The Strategy takes account of the Council's capital expenditure plans and ensures that any borrowing requirement to fund these plans remains robust, prudent, affordable and sustainable.

There are close links between the Capital Strategy and Treasury Management Strategy with the Capital Strategy determining the borrowing need of the Council. The take up of debt is done in accordance with the Treasury Management Strategy which involves arranging long or short term loans, or using longer term cash flow surpluses. On occasion any debt previously drawn may be restructured to meet Council risk or cost objectives. The Council makes provision for the repayment of debt over the life of the asset that the borrowing is funding.

A copy of latest Treasury Management Strategy can be found at: <..\..\Treasury Mgt\Reports\201920\Treas Mgt report strategy FINAL.doc>

CAPITAL RESOURCES

External Resources

External resources available to support the Capital Programme are received from a number of sources. These include grants from central government departments and agencies, developer contributions in the form of S.106 and S.111 agreements and contributions from bodies interested in specific projects. These resources can be very specific with little, if any, discretion on how they can be applied.

Internal Resources

The restrictions on the ability to apply external resources to specific schemes means that only internal resources are available for application on discretionary investment. Internal resources mainly comprise **Prudential Borrowing** and **capital receipts** from the sale of surplus council assets. The programme of identifying and sale of these surplus assets is known as the Land Sales Programme.

Prudential Borrowing

Prudential Borrowing is an alternative way of financing capital expenditure. In considering the use of borrowing to support its' capital investment proposals the Council must show how stewardship, value for money, prudence, sustainability and affordability can be demonstrated. Examples of schemes that would be appropriate for this type of financing include:

- ❖ Invest to save schemes
- ❖ Investing in income generation schemes

Generally a scheme will only be considered for Prudential Borrowing if the impact on the revenue budget is at least neutral and the scheme has gone through the capital prioritisation and appraisal process. This will ensure that the scheme will contribute to the delivery of council objectives, whilst not placing any additional pressure on the council tax.

The bulk of Council borrowing is linked to the Invest to Save Programme, which generates a financial return to the Council above the borrowing cost and a lot of the schemes are asset backed.

The Council is required to set prudential indicators, supplemented by local indicators, in accordance with the CIPFA Prudential Code which are designed to support and record decisions taken on affordability, sustainability and professional good practice and these are included within the annual capital budget setting report and approved by full Council.

Capital Receipts

Capital receipts are the income the Councils receives from the sale of surplus assets. In line with the Local Government Act 2003 this can only be applied to support capital expenditure, or to repay debts or other liabilities.

Traditionally local authorities have maintained a property review and disposal programme to rationalise property holdings and raise capital. This traditional approach has changed significantly in recent years for many Councils. This process of review and disposal continues. However, the disposal element is now much more focused on revenue rather than capital in line with financial requirements.

Rather than the traditional direct sale of surplus assets which only generates a capital receipt the council also looks into direct development which can increase the value of the eventual capital receipt or may produce a revenue stream which can be used to support wider Council objectives.

In order to maximise the returns from these surplus assets the Corporate Landlord Strategy Group reviews the sites to identify the optimum use for the asset. The result of this review process is an annual Strategic Land Review Programme which reports the delivery method for each site and the potential returns, both capital and revenue, that can be used to support future capital investment and revenue pressures.

GOVERNANCE FRAMEWORK

It is important given the risks surrounding Capital Projects that the appropriate governance framework is in place hence the following processes are in place:

- ❖ The Capital Strategy itself to be presented annually alongside the Medium Term Financial Strategy at Council
- ❖ All new bids are prioritised and assessed by the Corporate Leadership Team
- ❖ All schemes and the overall Capital Programme are subject to approval by the Executive with the overall resource envelope agreed by Council.
- ❖ Responsible Officers are assigned projects in line with their responsibilities
- ❖ The Strategic Place Shaping Board is led by the Executive Member for Investment, Regeneration and Strategic Planning and chaired by the Corporate Director, Place. The group monitors the strategic direction of the council's capital investment plans.
- ❖ The progress of the programme is reported to the Executive on a bi-monthly basis.
- ❖ The Council's Finance Procedure Rules identify the parameters within which officers need to manage capital expenditure
- ❖ Regular budget monitoring meetings are held with Directorate Departmental Management Teams.
- ❖ The Capital Programme is subject to Internal and External Audit Review
- ❖ Scrutiny Committee can call in Executive Reports.

The Capital Programme is agreed annually by the Executive and Council. The Programme, to assist in planning and delivery of schemes, covers three years. Each year the Executive confirm the next three years' Programme, in light of available resources. If priority schemes come forward but insufficient resources are available then the opportunity is taken to review the priority of schemes in the Programme that are not contractually committed alongside new proposals. This ensures that the capital resources available to the Council are used as affectively as possible. The overall process will continue to be led by the Financial Planning Team in the Financial Management Service.

A de-minimis level of £10,000 exists for capital schemes. Schemes with a lower value are assessed for inclusion into the revenue budget. The only exceptions to this are if the scheme is supported by specific external resources.

As part of the budget process and annual review of the Programme a capital bidding round for those projects requiring support from discretionary resources, i.e. capital receipts and prudential borrowing is undertaken. This includes uncommitted schemes in the existing programme giving priority to:-

- ❖ Support the Medium Term Financial Strategy (MTFS) by ensuring that capital investment decisions are not taken in isolation from revenue spending with specific emphasis on delivering future savings and income streams capable of supporting the revenue budget. Also ensuring the right capital assets are fit for purpose for the Council and partners and supports the priorities in the asset management plans.
- ❖ Ensure health and safety and other schemes of a statutory nature are delivered.
- ❖ Support achievement of Corporate Objectives and the 7 key priorities.

Larger schemes have specific working groups, for example leisure strategy developments. The make-up of the groups include service departments, professional services, finance services to ensure that schemes are progressed, monitored and completed in line with the originals proposals. The results and findings of these meetings are reported, on a bi-monthly basis, to Members and Senior Officers. These reports give a progress report on all schemes as well as reporting any amendments to the Investment Programme for scheme slippage and new approvals.

As part of the decision making process for the Asset Investment Programme an Investment Management Board has been established to oversee the approval of new acquisitions and to undertake a performance management role. This process is supported by independent external advice on each acquisition and also a robustness statement from the Corporate Director for Finance and Systems.

RISK MANAGEMENT AND RELATIONSHIP WITH OTHER PROCESSES

It is important to note that the risk appetite is a high level view on the key areas of risk that the Council is willing to accept in pursuit of its objectives.

The risk appetite is also supported by the following:

- ❖ The Council's risk management framework and strategic risk register
- ❖ The governance structure and responsibilities, particularly around the Asset Investment Strategy
- ❖ Risk reporting
- ❖ Monitoring and escalation procedures

It should be noted that aspects of these will be bespoke to individual areas where risk is undertaken, e.g. the treasury portfolio, asset investment strategy, place shaping strategy and direct development strategy for land development etc.

KNOWLEDGE AND SKILLS

The Capital Programme and Treasury Management Strategy are managed by a team of professionally qualified accountants with extensive Local Government finance experience between them. They all follow a Continuous Professional Development Plan (CPD) and attend courses on an ongoing basis to keep abreast of new developments and skills. The Council's Section 151 Officer is the officer with overall responsibility for Capital and Treasury activities, who is also a professionally qualified accountant and follows an ongoing CPD programme.

All the Council's commercial projects have project teams from all the professional disciplines from across the Council and when required external professional advice is taken.

Internal and external training is offered to members on an annual basis to ensure they have up to date skills to make capital and treasury decisions. A register is also kept on member attendance. The Council also involves members at a very early stage of a projects life cycle.

The Council's Investment Management Board reviews all commercial and investment deals from inception right through to project completion and ongoing performance management and this process is supported by a number of external advisors including CBRE.

The knowledge and skills of officers and members are commensurate with the Council's risk appetite.

SUMMARY

Trafford is committed to ensuring that the quality of services we provide continues to improve and that we meet the changing needs of all our customers and our capital investment plans are tailored towards ensuring this happens.

This Capital Strategy is a document that is reviewed annually to set the standards for optimising investment opportunities for the community of Trafford.

Capital Programme & Prudential Indicators

CURRENT CAPITAL PROGRAMME

1. In February 2018 the Council set an indicative capital programme with a value of £144.65m for the period 2018/19 to 2020/21 and in doing so allocated all available and estimated capital resources. The current value of the programme, including re-profiled expenditure from 2017/18 and other changes as reported in the period 8 budget monitoring report is £439.01m, including £340.26m in 2018/19.
2. The Programme can be split into two distinct areas, firstly the General Capital Programme, worth £182.70m, which aims to ensure that the Council can deliver its services in line with the priorities reported above and secondly the Asset Investment Fund, worth £256.31m, which has been set to support regeneration in the borough and also generate income streams which will support the revenue budget for years to come. These two elements are shown in the table below and are included in this report as :
 - Section 1 : General Capital Programme
 - Section 2 : Asset Investment Fund

Table 1 - Capital Investment Programme 2018/21	2018/19 £m	2019/20 £m	2020/21 £m	Total £m
Service Analysis:				
Children's Services	13.29	20.98	2.64	36.91
Adult Social Care	2.59	2.19	2.19	6.97
Place	64.16	38.44	32.01	134.61
Governance & Community Strategy	1.98	0.05	-	2.03
Finance & Systems	1.93	0.25	-	2.18
General Programme Total	83.95	61.91	36.84	182.70
Asset Investment Fund	256.31	-	-	256.31
Total Programme	340.26	61.91	36.84	439.01
Resourcing :				
Capital Grants	18.18	25.26	6.92	50.36
External contributions	8.93	14.16	1.50	24.59
External Resources	27.11	39.42	8.42	74.95
Reserves & revenue	13.05	0.61	-	13.66
Borrowing(*)	285.81	20.32	15.49	321.62
Receipts – Land Sales Programme	10.07	8.44	10.63	29.14
Internal Resources	308.93	29.37	26.12	364.42
Resourcing total	336.04	68.79	34.54	439.37
Surplus / (Deficit)	(4.22)	6.88	(2.30)	0.36

(*) Borrowing level includes £256.31m for Asset Investment Fund

SECTION 1 - GENERAL CAPITAL PROGRAMME

2018/19 PROGRAMME

3. The current forecasted expenditure for 2018/19 to 2020/21 is £182.70m of which £83.95m relates to 2018/19 and will deliver a number of key projects including:-
- School Places and condition works of £12.85m
 - Adult Social Care of £2.59m
 - Corporate landlord investment of £3.22m
 - Town centre regeneration and investment of £4.63m
 - Leisure Centre Strategy of £20.33m
 - Highways improvements of £17.99m
 - Metrolink extension contribution of £5.00m
 - Investment in Manchester Airport developments of £11.28m
 - Parks and Open Space improvements of £1.52m
 - ICT investment of £1.93m
 - Other investment of £2.61m

BUDGET PROCESS

4. As part of the budget process this year the Programme has been reviewed to ensure it continues to meet Council priorities and remains affordable within the level of resources available; this has involved:-
- Undertaking a capital bidding round for those projects requiring support from discretionary resources, i.e. capital receipts and prudential borrowing. This included uncommitted schemes in the existing programme giving priority to:-
 - support invest to save schemes or reduce revenue liabilities,
 - ensure schemes of a mandatory / contractual nature are prioritised and
 - support schemes that meet Council priorities.
 - An update to the level of all capital resources available to support the new programme.
 - Identifying those schemes that can be financed from other sources e.g. prudential borrowing and external contributions.

CAPITAL BIDS

5. All service areas were requested to submit new capital bids for the three years from 2019/22. This has included re-bidding for schemes in the current 2019/21 programme where those schemes were uncommitted. A full review of all bids was undertaken by the Corporate Leadership Team.
6. The value of bids received totalled £38.49m. A number were assessed as low priority and a number of self-funded schemes being those which can be financed through prudential borrowing or external contributions.

CAPITAL RESOURCES UPDATE 2019/22

7. A review of capital resources was undertaken to determine the scope for including schemes in the Programme over the next three years and allowing for the requirement for funding the 2018/19 programme the level of available resources. This indicates total resources of £109.34m, an increase of £21.29m

Table 2 – Changes to available resources	Current £m	Additions £m	Total £m
Capital Grants	32.22	7.65	39.87
External contributions	15.66	-	15.66
External Resources	47.88	7.65	55.53
Borrowing	24.71	6.91	31.62
Reserves & revenue	0.61	1.55	2.16
Receipts – Land Sales Programme	14.85	5.18	20.03
Internal Resources	40.17	13.64	53.81
Resourcing Total	88.05	21.29	109.34

External Resources

8. External resources available to support the Capital Programme are received from a number of sources. These include grants from central government departments and agencies, developer contributions in the form of S.106 and CIL agreements and contributions from bodies interested in specific projects. These resources can be very specific with little, if any, discretion on how they can be applied.
9. **Capital Grants - £39.87m** : These include grants from central government departments and agencies and the major areas include :-
- **£25.39m** for schools related investment from the Department for Education.
 - **£6.05m** from the Ministry of Housing, Communities and Local Government for disabled facilities grants
 - **£7.31m** from the Department of Transport to support investment in highways and infrastructure
 - **£0.60m** from the Football Foundation to support investment through the football facility strategy
 - **£0.48m** from the Department for Education create places and to improve facilities for pupils with special educational needs and disabilities (SEND).
10. Included in the estimate of grants available the opportunity has been taken to adjust allocations for 2019/20 and 2020/21 and make assumptions as to the level of grant expected in 2021/22 resulting in additional resources of **£7.65m**.

Table 3 : Updated Level of Capital Grants	2019/20 £m	2020/21 £m	2021/22 £m	Total £m
<i>New notifications/ Assumptions</i>				
• Schools - SEND	0.48			0.48
• Football Foundation	0.60			0.60
• Schools Devolved Formula			0.30	0.30
• Schools Maintenance			1.70	1.70
• Disabled Facilities			2.10	2.10
• Highways Structural Maintenance			1.90	1.90
• Highways - Pot Hole Funding			0.18	0.18
• Highways Incentive Fund			0.39	0.39
Total	1.08		6.57	7.65

11. **External Contributions - £15.66m** : The majority of other external resources are made up of Section 106 contributions from developers which cover all areas of investment. The major areas currently included are :

- **£8.00m** contribution to the Metrolink extension. A total contribution of £20m to Transport for Greater Manchester for the extension works. The first two tranches of £7m and £5m have been made the final tranche of £8m is due in 2019/20.
- **£4.41m** for the continuing investment in public realm improvements in Altrincham and Stretford town centres. Funded from a mixture of developer contributions including the anticipated S.106 and S.111 contributions relating to the redevelopment of Barton Square.
- **£1.30m** contributions to support affordable housing provision with social landlord providers.
- **£1.00m** contributions to support proposed improvements in leisure facilities.
- **£0.95m** of contributions to support a range of other projects.

Internal Resources

12. The restrictions on the ability to apply external resources to specific schemes means that only internal resources are available for application on discretionary investment. Internal resources mainly comprise prudential borrowing and capital receipts.

13. **Prudential Borrowing - £31.62m** : Current investment financed from borrowing is £24.71m and includes:

- £21.71m for development of new leisure centres in Stretford and Altrincham.
- £3.00m of general borrowing to support general investment.

As part of the review of new bids the ability to provide additional income or savings to support borrowing was assessed and a number of schemes can support being funded in this manner. The proposals put forward for inclusion in the Capital Programme, which total **£6.91m**, are:

- **Manchester Airport £5.60m** – Investment opportunity at Manchester Airport. The total cost of the proposals is £56m of which each of the ten Greater Manchester Authorities will contribute £5.6m. The cost of the borrowing will be offset by the return on the loan.

- **Town Centre and Business Loan Schemes £0.60m** – to continue the successful town centre loan scheme and introduce a new business loan scheme. The borrowing costs will be supported by the repayment of the loans.
 - **Greater Manchester Full Fibre Initiative £0.71m** – Greater Manchester has secured £23.8m from Department of Culture, Media and Sport to support the provision of full fibre connectivity across the region. Each authority is to provide match funding and Trafford’s investment is estimated at £0.71m. The cost of the borrowing will be offset by revenue savings.
14. In a few instances, short term borrowing (up to 3 years) will need to be taken out prior to a receipt or income stream being received which would then be used to service debt costs. Based on the current capital programme spend profile this is currently forecasted to cost the Council £184k for the period 2019 to 2022 and this expenditure totalling £9.9m which will be temporarily funded from the Council’s reserves.
15. **Reserves and Revenue – £2.16m** : There are currently a range of projects supported by the application of reserve including:
- **£0.59m** for investment in residents parking schemes to reduce congestion in specific locations across the borough
 - **£0.37m** in support of a range of ICT initiatives and developments.
 - **£0.43m** to support invest through the football facility strategy
 - **£0.77m** in support of a range of other initiatives.

Capital Receipts

16. **Capital Receipts – £20.03m** : A review of the sites included in the current Land Sale Programme has been undertaken and an estimate for 2021/22 has been built-in. These will be subject of a future report to the Executive.
17. **Self-Development Sites** - Included in the estimate of receipts of £20.03m is £11.35m from the sites that have been identified for self-development by the Council.
18. The table below gives the current position of capital receipts for 2018/19 to 2020/21 and the commitment against them along with an estimate for 2021/22 to give the value of receipts available to support any new investment. A proportion of the capital receipts are already allocated to a number of projects in the capital programme leaving £8.55m available to support new investment.

Table 4 : Capital Receipts	2019/20 £m	2020/21 £m	2021/22 £m	Total £m
Land Sales Programme	7.85	6.75	4.31	18.91
Self-development Returns		7.25	4.10	11.35
<i>Less costs :</i>				
Disposal costs / MRP allowance	(0.57)	(0.53)	(0.46)	(1.56)
In-house Self-Development Team	(0.55)	(0.55)	(0.55)	(1.65)
Total Estimated Receipts	6.73	12.92	7.40	27.05
Capital Programme requirement				(7.02)
Net Receipts				20.03

INDICATIVE CAPITAL PROGRAMME

19. The value of the indicative three year Capital Programme is £112.28m and a summary shown in the table below, with detailed analysis shown in Annex 1. At this stage the figures for 2019/20 are known in detail, whereas the resource position for 2020/21 and 2021/22 is less certain, but these will be updated as resources are confirmed.

Table 5: Capital Programme and funding	Budget 2019/20	Budget 2020/21	Budget 2021/22	Budget Total
<i>Investment :</i>	£m	£m	£m	£m
Children's Services	21.81	2.66	4.35	28.82
Adult Social Care	3.41	2.86	2.85	9.12
Place	41.76	27.47	4.16	73.39
Governance & Community Strategy	0.05	-	-	0.05
Finance & Systems	0.90	-	-	0.90
General Programme Investment	67.93	32.99	11.36	112.28
<i>Funding :</i>				
Grants	26.37	6.92	6.58	39.87
External Contributions	14.16	1.50	-	15.66
Revenue & reserves	2.16	-	-	2.16
Prudential Borrowing	19.58	11.94	0.10	31.62
Capital Receipts availability (*)	(0.28)	12.91	7.40	20.03
Total Funding	61.99	33.27	14.08	109.34
Surplus / (Deficit)	(5.94)	0.28	2.72	(2.94)

(*) 2019/20 availability accounts for the receipts required to cover the shortfall in 2018/19 and may result in the requirement to undertake some short term borrowing supported by reserve.

20. Included in the programme are number of "block" allocations which historically have required a further report be presented to a future Executive Meeting to agree the individual schemes to be undertaken over the period.

21. This process has resulted in delays in the ability to deliver the schemes within the appropriate timeframe and therefore affecting delivery of years two and three as schemes have to be carried forward.

22. In order to reduce these delays attached, at Appendix 4, is a list of the schemes to be undertaken in 2019/20 for the areas of the programme covering :

- Public Building Repairs and Compliance Programme - £600k
- Integrated Transport Programme - £400k
- Highways Structural Maintenance (including pot holes) - £5.84m
- Greenspace Programme - £240k.

23. **Public Building Repair and Compliance Programme** - Schemes suitable for capital funding and part of the maintenance and repair programme are assessed by surveyors and categorised in terms of priority. The programme prioritises works (category 1) required to:

- Address safety issues
- Negate higher maintenance repair bills in the future
- Support commercial decisions such as preparing assets for immediate lease or disposal.

24. **Integrated Transport Programme** – The programme of schemes to be undertaken in 2019/20 has been compiled in line with the adopted Highways Infrastructure Asset Management Plan (HIAMP). The proposed schemes cover the following areas:

- Casualty Reduction Schemes
- Area Parking Schemes
- Minor Traffic Management schemes
- Traffic Regulation Order Programme

25. **Highways Structural Maintenance** – The programme of schemes to be undertaken in 2019/20 has been compiled in line with the adopted HIAMP. The rationale for investment in roads and bridges is threefold:

- through resident surveys, “better roads and pavements” are consistently cited as one of the top service areas that residents and businesses wish to see supported;
- roads and bridges are a vital part of ensuring economic growth in the area, providing access to education and recreation for residents and revitalisation of town centres.
- to reduce the deterioration rate of the highway asset, there must be continual investment in maintenance.

26. To ensure the available funding is used optimally, the Integrated Transport and Highways Structural Maintenance programmes are the result of an analysis of condition survey data by officers, in conjunction with feedback from Elected Members, communities, businesses, residents, schools, and focus groups such as the Trafford Cycle Forum.

27. **Greenspace Programme** – The Council’s greenspace resource is required in order to meet the objectives of Trafford’s Greenspace Strategy. The list of proposed schemes and associated budget allocations have been developed in the context of available conditions surveys and inspection results in the form of:

- Parks infrastructure audit.
- Trafford Countryside Management Partnership infrastructure audit.
- Play Areas annual safety inspection and infrastructure audit.
- Allotments annual conditions survey.

28. Opportunities for increased investment in the Highways Programmes for 2020/21 and 2021/22 will be prioritised as part of future budget reports.

SECTION 2 – THE ASSET INVESTMENT STRATEGY






29. The Council's Asset Investment Strategy was originally approved by the Executive in July 2017 with a further update in October 2017 when approval was given to an overall fund of £300m. The Strategy was further updated in October 2018 and seeks to acquire a balanced portfolio of investment assets capable of providing sustainable income streams to support the MTFP, facilitate development and regeneration and support local authority functions. Any activity is financed through prudential borrowing and included in the capital programme.
30. The Investment Management Board is a cross-part decision making board consisting:
- Leader of the Council
 - The Chief Executive
 - Leader of the Green Party Group
 - Leader of the Conservative Group
 - Leader of the Liberal Democrat Group
 - Executive Member for Finance
 - Executive Member for Investment, Regeneration and Strategic Planning.
31. The Board is advised by the Corporate Director of Finance and Systems, the Corporate Director of Place and the Corporate Director of Governance and Community Strategy and has made a number of approvals with a value of £174m leaving £126m available in the fund.
























Table 6: Asset Investment Strategy	2017/18 £m	2018/19 £m	Total £m
Total Investment Fund	295.00	5.00	300.00
Activity to date :			
K Site, Talbot Road, Stretford	1.24	23.62	24.86
Acquisitions :			
Sonova House, Warrington	12.17		12.17
DSG, Preston	17.39		17.39
Grafton Centre incl. Travelodge Hotel, Altrincham	10.84		10.84
Trafford Magistrates Court, Sale		4.30	4.30
Walthew House Lane, Wigan		13.75	13.75
Committed: Future purchase of a strategic property in Trafford		23.83	23.83
Loan Advances:			
No.1, Old Trafford : Debt financing for residential development	3.13	(3.13)	0.00
The Crescent, Salford : Debt financing for residential development		60.80	60.80
Development Sites :			
Brown Street, Hale		6.21	6.21
Total investments	44.77	129.38	174.15
Balance available			125.85






32. The Strategy was updated and approved by Executive in October 2018 to ensure the most appropriate approach is taken going forward. Focus will still be on achieving balanced risk, secure and sustainable income streams into the medium to long term, with particular emphasis placed on either development or investment debt across a wider geographical area.
33. This activity has generated important income streams which are supporting the revenue budget and in order to provide sufficient headroom for new approvals it is prudent that the fund be increased by a further £100m to £400m.
34. Further guidance is expected from CIPFA around councils' commercial investment activity and this will be taken into account when considering future opportunities.

PRUDENTIAL AND LOCAL INDICATORS

35. The Council is required to set indicators that are designed to support and record decisions taken on affordability and sustainability. There is also a requirement to impose *limits* on the Council's treasury management activities to ensure decisions are made in accordance with professional good practice and risks are appropriate (these are included in the Treasury Management Strategy Report). The Corporate Director of Finance and Systems will monitor these and report on them at appropriate times. The Council can revise these indicators and limits at any time.
36. All the indicators take account of the proposals in this report and a list of Prudential and Local Indicators is included at Appendix 3.

2019/2022 INDICATIVE CAPITAL PROGRAMME					
DESCRIPTION	Council Priority	2019/20	2020/21	2021/22	Total
		£000	£000	£000	£'000
Schools					
Basic Need : School Places & Condition Issues		18.10			18.10
Devolved Formula Capital		0.37	0.37	0.37	1.11
Capital Maintenance Grant		1.75	1.75	1.76	5.26
Special Educational Needs Grant		1.06	0.34		1.40
Kings Road Primary School – Provision for vulnerable 2 year olds		0.30			0.30
PRU Accommodation at former Brentwood School site				0.85	0.85
Condition Issue Investment				1.20	1.20
Sub-total		21.58	2.46	4.18	28.22
Children's Services					
Foster Carers - Accommodation improvements		0.20	0.19	0.18	0.57
Talkshop, Sale Waterside - YOS development works		0.02			0.02
Sub-total		0.22	0.19	0.18	0.59
Adults Social Care					
Disabled Facility Grants		2.69	2.69	2.68	8.06
Assistive Technology/Technology Innovation		0.17	0.17	0.17	0.51
16Plus Care Leaver Accommodation - Access to Accommodation		0.55			0.55
Sub-total		3.41	2.86	2.85	9.12
Place					
Town Centres Loans Fund		0.10			0.10
Business Loan Scheme		0.25	0.15	0.10	0.50
Altrincham Town Centre – Public Realm		2.38	0.50		2.88
Stretford Town Centre – Public Realm		1.52			1.52
Greater Manchester Full-Fibre Initiative		0.71			0.71

	Council Priority	2019/20 £000	2020/21 £000	2021/22 £000	Total £'000
Public Building Repairs and Compliance Programme		0.60	0.40	0.40	1.40
Leisure Centres - Essential Safety & Compliance Works		0.45	0.15	0.15	0.75
Sale Waterside - Improvement (Phase 3)		0.30			0.30
Standing Desk Provision - Trafford TH & Sale Waterside		0.03			0.03
Trafford Town Hall - Working space expansion		0.01			0.01
Leisure Strategy - "Increasing Physical Activity"		12.98	20.83		33.81
Urmston Leisure Centre - Sensory Room		0.22			0.22
Integrated Transport Schemes		0.40	0.30	0.30	1.00
Residents Parking Schemes		0.59			0.59
Metrolink Extension Works - Council contribution		8.00			8.00
Integrated Transport : S.106 Funded Programme		0.06			0.06
Manchester Airport Investment		3.70	1.90		5.60
Highways Structural Maintenance (Inc Pot Hole & Highways Incentive grants)		5.84	2.94	2.94	11.72
Highway Maintenance - S.106 Funded Programme		0.07			0.07
Parks Infrastructure		0.10	0.10	0.10	0.30
Countryside Access – Infrastructure & Biodiversity		0.04	0.04	0.04	0.12
Play Area Refurbishments		0.10	0.10	0.10	0.30
Parks - Mandatory Signage		0.01			0.01
Football Facility Provision		1.03			1.03
Parks & Open Space, Outdoor Sports & RRF - S.106 Funded Programme		0.82			0.82
Parking - Tariff change requirements		0.09			0.09
Assistance to Owner Occupiers		0.04	0.04		0.08
Housing Standards / Empty Property Initiatives		0.03	0.03	0.02	0.08

	Council Priority	2019/20 £000	2020/21 £000	2021/22 £000	Total £'000
Affordable Housing Fund : S.106 Funded Programme		1.30			1.30
Sub-total		41.77	27.47	4.16	73.40
Governance & Community Strategy					
CCTV Transformation Programme - Phase 2		0.05			0.05
Sub-total		0.05			0.05
Finance & Systems					
ICT Investments		0.40			0.40
SAP Systems Landscape – Upgrades		0.25			0.25
Windows 10 - Implementation & Rollout		0.25			0.25
Sub-total		0.90			0.90
GENERAL PROGRAMME TOTAL		67.93	32.99	11.36	112.28
Capital Investment Portfolio		100.00			100.00
TOTAL INVESTMENT		167.93	32.99	11.36	212.28



Building Quality, Affordable and Social Housing



Health and Wellbeing



Successful and Thriving Places



Children and Young People



Pride in Our Area



Green and Connected



Targeted support

Prudential and Local Indicators – Estimates

Capital Prudential Indicators	2018/19 Revised £m	2019/20 Estimate £m	2020/21 Estimate £m	2021/22 Estimate £m
Capital Expenditure: General Programme Investment Strategy	83.80 256.31	67.93 100.00	32.99 0.00	11.36 0.00
Capital expenditure - the table above shows the estimated capital expenditure to be incurred for 2018/19 and the following three years.				
Capital Financing Requirement as at 31 March	473.49	547.77	546.48	532.66
Capital Financing Requirement (CFR) - this reflects the estimated need to borrow for capital investment (i.e. the anticipated level of capital expenditure not financed from capital grants and contributions, revenue or capital receipts).				
Financing Cost to Net Revenue Stream	5.6%	4.5%	6.3%	6.3%
Financing costs to net revenue stream - this indicator shows the trend in the cost of capital (borrowing and other long term obligation costs net of investment income) against the Council's net revenue stream. The movement from 2019/20 to 2020/21 reflects a change to the Minimum Revenue Provision calculation in respect of the completion of Investment Fund Reserve.				
Incremental Impact on Band D Council Tax (£)	£0.00	£0.00	£0.00	£0.00
Incremental impact on band D council tax – reflects the incremental impact on the Council Tax arising from new borrowing undertaken in order to finance the capital investment decisions taken by the Council during the budget cycle. The figures above reflect that any additional borrowing is supported by revenue savings or external support.				

Local Indicators for the Asset Investment Strategy	2018/19 Revised £m	2019/20 Estimate £m	2020/21 Estimate £m	2021/22 Estimate £m
Gross Commercial Income	5.19	8.09	8.26	5.21
Gross Commercial Income – this is the total estimated level of income to be received from the acquisitions of commercial property and provision of senior debt finance and is required to support new debt costs associated the transactions, with any balance supporting the overall revenue budget.				
Net Commercial Income Stream	1.37	2.41	2.68	0.75
Net Commercial Income Stream – this is the estimated level of income net of any borrowing and other costs to be received from the acquisitions of commercial property and provision of senior debt finance.				
External Interest Cost	(1.32)	(3.04)	(2.93)	(2.10)
External Interest Cost – this is the interest cost of the new debt required to cover the capital cost of the new commercial activity.				
Minimum Revenue Provision (2.0% = 50 years)	(0.95)	(1.33)	(1.33)	(1.33)
Minimum Revenue Provision - this is the amount of income set aside as a provision for the repayment of the debt, required to cover the capital cost of the new commercial activity.				
Risk Reserve	(0.10)	(1.07)	(1.07)	(0.79)
Risk Reserve - this is the amount of income set aside to reserve as contingency in the event of a reduction in commercial income levels.				
Gross Commercial Income as proportion of Net Budget	3.16%	4.78%	4.57%	2.73%
Gross Commercial Income as proportion of Net Budget – this illustrates the proportion of the net budget which is supported by the new commercial income streams.				

All the indicators are monitored on a regular basis. If the situation arises that any of the prudential indicators appear that they will be breached for a sustained period, then this will be reported to the Council at the earliest opportunity.

Public Buildings Repairs and Compliance Programme 2019/20			
Location	Ward	Scheme Description	Value
			£000
Shawe Hall Community Centre	Flixton	Replace the existing gas heaters.	53
War Memorials All (Phase 1)	Borough-wide	Rebuilding works	59
Ascot House	Ashton-on-Mersey	Replacement of damaged floor tiles	11
Stretford Library	Stretford	Replacement fire escape / damp works.	84
Stretford Library	Stretford	Replacement fire alarm system	33
Stretford Library	Stretford	New boiler plant and associated works	66
Unforeseen Urgent Works	Borough-wide		45
Partington Children's Home	Bucklow St.Martins	Replacement of damp floor	10
Claremont Centre	Priory	Fire Alarm	11
Watling Gate - (Phase 2)	Timperley	Protection of listed building	20
16/18 Shaw's Road	Altrincham	Boundary wall works	10
Shawe View Hostel	Flixton	Replacement lighting controls and fittings.	19
Broome House	Longford	External repairs, windows and pointing	80
Sale Water Park	Priory	Health & Safety works	26
DDA	Borough-wide	Compliance with the Equalities Act 2010	73
Public Building Repairs Programme Total			600

Integrated Transport Programme 2019/20			
Location	Ward	Scheme Description	Value
Casualty Reduction Scheme			£000
Speed surveys	Borough-wide	Various speed surveys	5
Speed Reduction Signs	Borough-wide	Moved to different locations around the Borough	30
Glebelands Road	Ashton-on-Mersey	Collision reduction scheme	77
Casualty Reduction Scheme Total			112
Collision Studies			
Park Road, (to include speed and traffic counts)	Timperley	Feasibility	5
Stockport Road , (to include speed and traffic counts)	Timperley	Feasibility	5
Barton Road junction of Urmston Lane	Stretford	Feasibility	3
Bentinck Road	Altrincham	Feasibility	3
Collision Studies Total			16
Residents Parking Schemes			
Trafford General Hospital - Review	Davyhulme West	Review	12
Proposed Traffic Regulation Orders (TRO)			
Introduction of TRO's	Borough-wide	Feasibility, design & Implementation of TRO's	57
Proposed Minor Works			
Various Borough-wide Minor Works	Borough-wide	Various works inc. dropped crossings, bollards	100
Disabled Persons Parking Places	Borough-wide	Introduction/removal of DPPP	35
Electronic Vehicle Charging Points	Borough-wide	New application	4
VMS And VAS	Borough-wide	Assessment/repair of existing asset	34
Safety around schools	Borough-wide	Experimental Closures /20mph zones around schools	30
Proposed Minor Works Total			203
Integrated Transport Programme Total			400

Highways Structural Maintenance Programme 2019/20			
Location	Ward	Scheme Description	Value
General Schemes			£000
Patching and Pot Holes	Borough-wide		175
Street Lighting	Borough-wide		200
Public Rights of Way	Borough-wide		30
Drainage	Borough-wide		150
Markings, Signs and Street Furniture	Borough-wide		120
Cycleways - Resurfacing Programme	Borough-wide		65
Footway Resurfacing Programme	Borough-wide		163
Surveys			70
Incentive Fund Requirements			25
Advanced Design			75
Joint Treatment and overbanding	Borough-wide		19
General Schemes Total			1,092
Surface Dressing / Micro Asphalt			
Alexandra Road	Sale Moor	Surface Dressing / Micro Asphalt	11
Alphonsus Street	Clifford	Surface Dressing / Micro Asphalt	13
Balmain Road	Davyhulme West	Surface Dressing / Micro Asphalt	14
Boyer Street	Longford	Surface Dressing/Micro Asphalt	11
Eldercroft Road	Village	Surface Dressing / Micro Asphalt	24
Harold Street	Clifford	Surface Dressing / Micro Asphalt	13
Hadfield Street	Clifford	Surface Dressing / Micro Asphalt	22
Iona Way	Davyhulme East	Surface Dressing / Micro Asphalt	15
Lambourn Road	Davyhulme West	Surface Dressing / Micro Asphalt	13
Lansdowne Road	Flixton	Surface Dressing / Micro Asphalt	16
Lawrence Road	Altrincham	Surface Dressing / Micro Asphalt	15
Lester Street	Stretford	Surface Dressing / Micro Asphalt	10
Malvern Avenue	Flixton - Urmston	Surface Dressing / Micro Asphalt	12

Northumberland Road	Clifford - Longford	Surface Dressing / Micro Asphalt	14
Valley Road	Davyhulme West	Surface Dressing / Micro Asphalt	13
South Lonsdale Street	Gorse Hill	Surface Dressing / Micro Asphalt	14
North Lonsdale Street	Gorse Hill	Surface Dressing / Micro Asphalt	15
Sibson Road	Priory	Surface Dressing / Micro Asphalt	6
Woodlands Avenue	Flixton	Surface Dressing / Micro Asphalt	5
Willow Road	Partington	Surface Dressing / Micro Asphalt	5
Walnut Road	Partington	Surface Dressing / Micro Asphalt	18
Gorse Square	Partington	Surface Dressing/Micro Asphalt	3
Plane Tree Road	Partington	Surface Dressing/Micro Asphalt	6
Daniel Adamson Avenue	Partington	Surface Dressing/Micro Asphalt	9
Marine Avenue	Partington	Surface Dressing/Micro Asphalt	3
Constance Road	Partington	Surface Dressing / Micro Asphalt	5
Dean Close	Partington	Surface Dressing / Micro Asphalt	5
Wellfield Road	Hale Barns	Surface Dressing / Micro Asphalt	28
Surface Dressing / Micro Asphalt Total			338
Highways Resurfacing			
Balmoral Road	Flixton	Junction of Mansfield Road to junction with Chassen Rd	37
Barton Dock Road	Davyhulme East	(2 year- annual investment programme) South Section from Peel Circle (not inclusive) to slip road of Park Way (500m)	209
Ayres Road	Clifford	100m East from end of speed table - junction with Addison Crescent (Including area of Width Restriction)	21
Barton Road	Stretford	Barton Road Gyratory to No. 128 (4 year- annual investment programme)	85
Bent Lane	Bowdon	Paddock Lane to 2 Newton Bank Cottages Identified for 40mm inlay.	82
Bow Green Road	Bowdon	Dunham Road to Bow Lane	84

Brooklands Road	Brooklands	From Junction with Framingham to Baguley Brook MCC boundary middle of road. (4 year- annual investment programme)	66
Dane Road	Priory	From junction with Cross St to Metrolink station	13
Sydney Street	Stretford	A56 Chester Road to Cyprus Street	17
Pheasant Rise	Bowdon	Full extent. (Stripped out surface)	49
A56 Manchester Road	Broadheath	Navigation Rd to traffic lights at George Richards Way	94
Wadham Way	Hale Barns	Full extent	31
Fearnlea	Hale Barns	Full extent	28
Highways Resurfacing Total			816
Highways Reconstruction			
Adamson Circle	Davyhulme East	Full roundabout 150m	99
Alderley Road	Flixton	Full extents 190m	73
Back Lane	Bowdon	330m from Station Road East Bound (3 year- annual investment programme)	88
Bent Lanes	Davyhulme West	From junction with Woodhouse Road to Junction with Shipley View including Bent Lanes stretch to junction of Daveylands	74
Barton Dock Road	Davyhulme East	From Ellesmere Circle to Bright Circle	206
Carrington Lane	Bucklow St Martins	325m from layby near Sale Sharks to beginning of layby near Bury FC Training Ground	141
Clarendon Road	Flixton	Full extents from Woodsend Road to end of adoption 56m into Cul De Sac + 10sqm from Clarendon Rd towards the shop frontages	33
Craven Road	Broadheath	Sinderland Rd roundabout to Barlow Rd	330
Hale Road	Hale Barns	Rivington Road to Grange Avenue (4 year programme investment)	160
Henshaw Street	Stretford	School to School Road	97

Hope Road	Brooklands - Priory	Marsland Rd to South Grove 200m (3 year programme of investment)	66
Kings Road (West)	Longford	Edge Lane to Truro Avenue	189
Kingsway	Stretford	(Eastbound) Stretford (Barton Road to Bennett St (5 year- annual investment programme)	155
Moreton Avenue	Stretford	Full extents From Derbyshire Lane to Pritchard Street	68
Norfolk Gardens	Flixton	Full extents from Woodbridge Road junction to Woodsend Road junction	130
Norris Road (West)	Brooklands	Derbyshire Road South to Cumberland Rd (4 year- annual investment programme)	204
Oldfield Road	Altrincham	Walton Road to No352	191
Park Road	Timperley	Meadowbank to Riddings Road	93
Redclyffe Road	Davyhulme East	From Bridge to B&Q Entrance (306m)	88
Stockport Road	Timperley/Altrincham	530m from Woodlands Parkway to Wellington Road	179
Stockport Road	Timperley - Village	Mottram Drive to Shaftsbury Ave	56
Warburton Lane	Bucklow St Martins	275m from junction with Dunham Rd towards Partington	203
Highways Reconstruction Total			2,923
Concrete Repairs and Reconstruction			
Braemar Avenue	Stretford	Concrete repairs	89
Kendal Road	Gorse Hill	Concrete repairs	83
Kingsley Avenue	Urmston	Concrete repairs	19
Warwick Drive	Urmston	Between Canterbury Rd and Leamington Rd junctions	38
Craig Avenue	Urmston	From junction of Bowfell Rd to Moorside Rd	10
Concrete Repairs and Reconstruction Total			239
Bridges Programme			
Asset Management			
Principal and General Inspections	Borough-wide	6-yearly and 2-yearly inspections	75

Asset Management	Borough-wide	PONTIS development and maintenance. Identify structures require structural reviews and carry out the required structural reviews management plans	20
Structural Assessment, Studies and Advanced Design of 2020/21 schemes	Borough-wide	Assessment, studies and design subject to finding of structural reviews	30
Minor remedial works and routine maintenance	Borough-wide	General maintenance, e.g. vegetation removal, masonry repointing	40
Maintenance Schemes			
Cornbrook Culvert (Phase 2)	Clifford	Continuation of 2018/19 works	45
Brooklands Canal Bridge	Priory/Brooklands	Steps refurbishment	25
Sir Matt Busby Way Canal Bridge	Gorse Hill	Accidental damage parapet repairs	20
Wellington Road Footbridge	Altrincham/Timperley	Steelwork and concrete repairs	20
Graythwaite West	Hale Barns	Design for new bridge replacement in 2020/21	40
Churchgate Footbridge	Urmston	New bridge	60
Moat Park Bridge	Altrincham	Parapet replacement and refurbishment	20
Lakeside Culvert	Priory	Retaining wall refurbishment	20
Waterside Plaza Retaining Wall	Priory	Masonry repairs and repointing	15
Bridges Programme Total			430
Highways Structural Maintenance Programme Total			5,838

Greenspace Programme 2019/20			
Location	Ward	Scheme Description	Value
Play Area Refurbishments			£000
Abbotsfield Park	Flixton	See saw replacement	8
Crossford Bridge	Sale Moor	Fencing	10
Davies Road	Bucklow St.Martins	Revamp needed	15
Longford Park - Younger	Longford	Music play	10
Pickering Lodge	Timperley	Slide unit replace	8
Trafford Wharf Road	Gorse Hill	Remove	2
Weathercock Farm	Priory	Damage to surface	2
Woodstock Park - Older	Broadheath	Zip wire replacement	2
Flixton House	Flixton	Log Walling / surface repairs	5
Stamford Park	Hale Central	Multi-play unit replacement	20
Worthington Park	Sale Moor	Outdoor fitness equipment replacement	18
Play Area Refurbishments Total			100
Parks Infrastructure			
Longford Park	Longford	Surface has failed - used as Park Run venue	37
Victoria Park	Stretford	Greenflag park - report noted trip hazards	10
Walton Park	Brooklands	Path - highlighted in Green Flag report twice	15
Walkden Gardens	Priory	Greenflag park - sections of path flood	10
Woodheys Park (<i>New footpath</i>)	Broadheath	Greenflag park - no formal footpath	18
Davyhulme Park	Davyhulme East	Greenflag Park - noted trip hazards	10
Parks Infrastructure Total			100
Infrastructure & Biodiversity			
Broad Ees Dole	Priory	Habitat	10
Wellacre	Davyhulme West	Access	10
Queen's Field	Urmston	Bike trail	10
Torbay Road	Urmston	Access	10
Infrastructure & Biodiversity Total			40
Greenspace Programme Total			240

TRAFFORD COUNCIL

Report to: Accounts and Audit Committee 6 February 2019
Executive and Council 20 February 2019
Report for: Decision
Report of: The Executive Member for Finance and the Corporate
Director of Finance and Systems

Report Title

TREASURY MANAGEMENT STRATEGY 2019/20 – 2021/22

Summary

This report outlines the:-

- strategy to be implemented during this period for investments and borrowing,
- outlook for interest rates,
- management of associated risks,
- policy to be adopted on Minimum Revenue Provision (MRP) and
- Prudential Indicators.

Recommendations

That the Accounts & Audit Committee recommend Executive note the report and request Council to approve the Treasury Management Strategy 2019/20 – 2021/22 including the:

- policy on debt strategy as set out in section 3;
- investment strategy as set out in section 5;
- Prudential Indicators and limits including the Authorised Limit (as required by section 3(1) of the Local Government Act 2003), Operational Boundary, Minimum Revenue Provision Statement and Investment criteria as detailed in Appendix 3.

Contact person for access to background papers and further information:

Name: Graham Perkins
Extension: 4017

Background papers: None

Relationship to Policy Framework / Corporate Priorities	Value for Money
Relationship to GM Policy or Strategy Framework	Not applicable
Financial	The treasury management strategy will aim to maximise investment interest whilst minimising risk to the Council. The Council's debt position will be administered effectively and any new loans taken will be in-line with that provided for within the Medium Term Financial Plan.
Legal Implications:	Actions being taken are in accordance with legislation, Ministry of Housing, Communities & Local Government (MHCLG) guidance, Chartered Institute of Public Finance & Accountancy (CIPFA) Prudential Code and Treasury Management Code of Practice.
Equality/Diversity Implications	Any equality and diversity implications are as set out in this report
Sustainability Implications	Not applicable
Staffing/E-Government/Asset Management Implications	Not applicable
Risk Management Implications	The monitoring and control of risk underpins all treasury management activities and these factors have been incorporated into the treasury management systems and procedures which are independently tested on a regular basis. The Council's in-house treasury management team continually monitor risks to ensure that the main risks associated with this function of adverse or unforeseen fluctuations in interest rates are avoided and security of capital sums are maintained at all times.
Health and Safety Implications	Not applicable

Summary

The purpose of this report, which has been prepared in accordance with the Council's Financial Procedure Rules number 8, is to outline the forecasted treasury management activities for the forthcoming three years. Further reports are produced during the course of the year informing Members of the preceding financial year's actual activities together with a current mid-year update.

Economic position (Appendix 2)

Brexit negotiations between the UK Government and the European Union are set to continue to dominate the headlines during the forthcoming year and the impact these will have on both economies remains uncertain at this time. The general world economic climate is likely to weaken from the current position and Appendix 2 highlights the main economic events of 2018 and projections for 2019 for reference.

Debt (Section 3)

Borrowing interest rates whilst forecasted to rise marginally from their current position are still forecast to remain low during the next 12 months. Any new external borrowing will be taken to assist finance the Council's capital borrowing requirement as outlined in the 2019/22 Capital Programme report with all associated costs being contained within the Medium Term Financial Plan.

Debt restructuring exercises will only be undertaken in order to produce revenue savings or reduce overall treasury risk.

Investments (See Section 5 and Appendix 3)

The Council's investment criteria remains unchanged from that previously adopted of security of capital first, then liquidity of its cash flows and finally yields.

The Council is required to agree the lending criteria, which is primarily determined by credit ratings issued by the 3 major credit rating agencies as detailed at Appendix 3.

Prudential Indicators and limits (Section 7 and Appendix 3)

The Council is required to approve a set of Prudential Indicators and limits ensuring the Council's capital expenditure plans and borrowing remain robust, prudent, affordable and sustainable. These are detailed at Appendix 3 for Member approval.

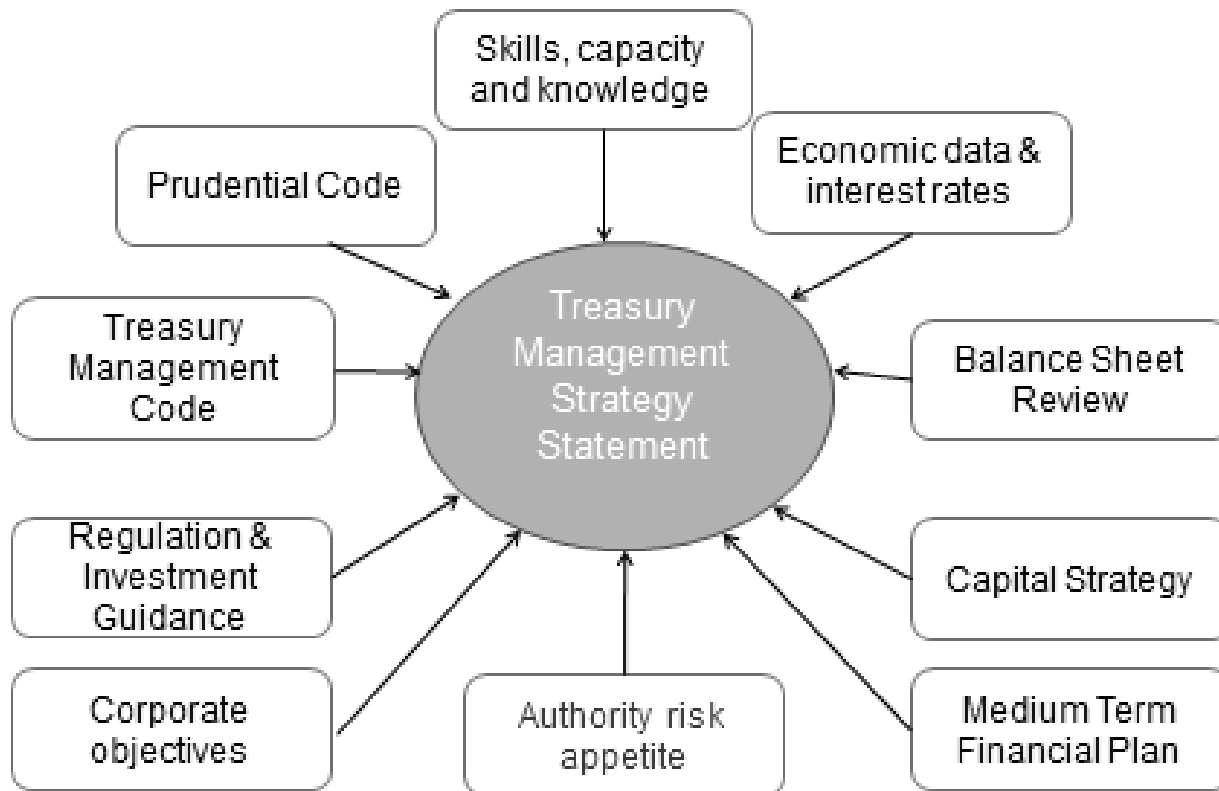
Medium Term Financial Plan (See Appendix 7)

Appendix 7 reflects the current forecasted financial requirements of the Council's treasury management functions during this reporting period.

Background

- 1.1 The Council is required to operate a balanced budget with cash raised during the year being used to pay for spend incurred. Part of the treasury management operation is to ensure that the Council's cash is organised in accordance with the relevant professional codes, so that sufficient cash is available to meet service activity with any temporary surplus monies being invested in low risk institutions.
- 1.2 A further function of the treasury management service is to ensure that the Council's capital borrowing requirement, the longer-term cash flow planning, is provided for. This management of longer-term cash may involve arranging long or short-term loans or using longer-term cash flow surpluses. In addition to this and when it is prudent to do so, any debt previously obtained may be restructured.
- 1.3 The contribution the treasury management function makes to the Council's financial position is critical, as failure to provide sufficient funding on days of requirement would result in those payments not being made which could also have a serious negative impact on its reputation. In addition to this, cash balances generally result from reserves and balances and it is paramount to ensure adequate security of the sums invested is achieved as a loss of principal will in effect result in a loss to the General Fund Balance.
- 1.4 For Members reference the diagram below identifies all the necessary factors which are considered in preparing the Annual Treasury Management Strategy:

Treasury Management – Key Drivers



- 1.5 Treasury management as defined by the Chartered Institute of Public Finance Accountancy (CIPFA) is:
- “The management of the local authority’s investments and cash flows, its banking, money market and capital market transactions; the effective control of the risks associated with those activities; and the pursuit of optimum performance consistent with those risks.”*
- 1.6 In December 2017, CIPFA issued a revised Treasury Management Code of Practice which primarily focused on non-treasury investments, particularly the purchase of property with a view to generating income. This update has clarified CIPFA’s position in that it has now drawn a cleaner separation between treasury and non-treasury investments, the latter being included in the Capital Programme report.
- 1.7 Whilst any commercial initiatives or loans to third parties will impact on the treasury function, these activities are classed as non-treasury activities, (arising usually from capital expenditure) and are separate from the day to day treasury management activities. Details of these transactions are shown in Appendix 8 for reference.
- 1.8 Members are required to receive and approve, as a minimum, 3 reports annually which incorporate a variety of policies, forecasts and actuals as follows;
- **Annual treasury strategy** (issued February and includes);
 - A Minimum Revenue Provision (MRP) policy (this reflects capital expenditure previously financed by borrowing and how the principal element is charged to revenue over time),
 - The treasury management strategies (how the investments and borrowings are to be organised) including treasury prudential indicators and limits and
 - An investment strategy (the parameters on how investments are to be managed).
 - **Mid-year update** – (issued November / December and provides an);
 - update for members with the progress of the treasury management activities undertaken for the period April to September and
 - opportunity for amending prudential indicators and any policies if necessary.
 - **Annual outturn** – (issued June and contains);
 - details of actual treasury operations undertaken in the previous financial year.
- 1.9 Each of the above 3 reports are required to be adequately scrutinised by the Accounts & Audit Committee before being recommended to either Executive or Council for final approval.
- 1.10 All treasury management transactions undertaken will comply with the statutory requirements together with Ministry of Housing Communities & Local Government (MHCLG) Guidance and CIPFA Treasury Management Code of Practice which the Council has previously adopted. A brief outline of these frameworks is provided at Appendix 1.
- 1.11 This report which has been prepared in accordance with the required statutory regulations and guidance includes;
- Economic & Interest Rate forecast (section 2)
 - Debt Strategy (section 3)
 - Minimum Revenue Provision (section 4)
 - Investment Strategy (section 5)

- Investment Risk Benchmarking (section 6)
- Prudential Indicators (section 7)
- Related Treasury Issues (section 8)
- Recommendations (section 9).

- 1.12 The Council uses Link Asset Services (LAS) as its treasury management advisors who provide a range of services on all treasury matters from the supply of credit ratings to technical support. The Council recognises that there is value in employing external providers for this service in order to acquire access to specialist skills and resources and the provision of this service is subject to regular review.
- 1.13 Whilst the advisors provide support to the in-house treasury management team, the Council recognises that the final decision on all treasury management matters remains with it at all times.
- 1.14 The scope of investments within the Council’s operations now includes both conventional treasury investments, (the placing of residual cash from the Council’s functions), and more commercial type investments, such as investment properties. The commercial type investments require specialist advisors and the Council uses CBRE in relation to this activity.
- 1.15 The Council further acknowledges the importance of ensuring that all Members and staff involved in the treasury management function receive adequate training and are fully equipped to undertake the duties and responsibilities allocated to them.
- 1.16 In order to assist with this undertaking, a Member training event was provided on 16 October 2018 and similar events will be provided when required. Officers will continue to attend courses / seminars presented by CIPFA and other suitable professional organisations.

2. Economic & Interest Rate forecast

- 2.1 During 2018 the world economic growth was relatively good primarily due to strong growth generated in the United States of America (US) however the US position is forecasted to fall back in 2019 which together with a weakening economic position in China, has resulted in forecasters predicting the outlook for world growth to weaken from its current position.
- 2.2 Further details on the major economic events which occurred during 2018 and forecasts for 2019 are outlined at Appendix 2 for reference.
- 2.3 LAS produces interest rate projections periodically throughout the year and the latest forecasts (November 2018) covering the period up to March 2022, are highlighted in the table below;

Average rates	2018-19 Forecast %	2019-20 Forecast %	2020-21 Forecast %	2021-22 Forecast %
Bank Rate	0.70	1.00	1.35	1.75
Investment Rates (LIBID)				
3 month	0.70	1.10	1.45	1.80
1 Year	0.95	1.40	1.80	2.20
PWLB Loan Rates				
5 Year	1.95	2.25	2.45	2.70
25 Year	2.80	3.05	3.30	3.50

- 2.4 The interest rate forecasts provided by LAS above have been prepared on the assumption that an agreement is reached on Brexit between the UK and the EU.

In the event of an orderly non-agreement exit, it is likely that the Bank of England would take action to cut the Bank Rate from its current level of 0.75% in order to help economic growth with short to medium term borrowing rates also falling. If however there was a disorderly Brexit, then any cut in Bank Rate would likely last for a longer period of time and increase short and medium borrowing rates.

- 2.5 The Council will continue to adopt a cautious approach to its treasury management activities whilst utilising the information available from both LAS and other external sources which may become available during this time.

3. Debt Strategy

- 3.1 The level of the Council's loans as at 31 December 2018 totalled £195.9m which is split between Public Works Loan Board (PWLB) £155.5m & Market (banks & publically funded companies) £40.4m. A breakdown of this debt is provided for reference at Appendix 6.
- 3.2 The Council holds, as mentioned above £40.4m of Market loans and of these £20.0m are held as variable rates of interest in the form of Lender's Option Borrower's Option (LOBO) loans. On this type of loan, the lender has the option to propose an increase in the interest rate at set dates and should this situation occur then the Council can either accept the new rate or repay the loan at no additional cost. In accordance with the Corporate Director of Finance and Systems delegated authority, should an opportunity present itself to repay a LOBO loan then this option will be fully examined to determine whether any financial benefit could be obtained including taking a replacement loan from the PWLB. The remainder of the Market loans, £20.4m are held at fixed rates of interest.
- 3.3 In addition to the borrowing undertaken directly, the Council is also responsible for a further £0.6m of loan debt administered by Tameside Borough Council. This follows the conversion in February 2010 of loans previously held on behalf of Manchester International Airport into an equity rated instrument.
- 3.4 The underlying need to borrow derives from the Capital Financing Requirement (CFR) and represents the level of capital expenditure incurred which has not yet been paid for by revenue or other capital resources, for example capital receipts or grants.
- 3.5 The CFR is not allowed to rise indefinitely and statutory controls are in place to ensure that capital assets are broadly charged to revenue over the life of the asset with an annual revenue charge, the Minimum Revenue Provision. The Minimum Revenue Provision charge reduces the CFR each year.
- 3.6 Also included within the CFR are any other long-term liabilities (e.g. Private Finance Initiative (PFI) schemes and finance leases) and whilst these increase its overall balance the Council's borrowing requirement is not increased as this type of scheme includes a borrowing facility by the PFI or lease provider. The Council currently has £5.3m liability of such schemes within the CFR which is set to fall to £4.5m as highlighted in the table below;

	2018/19	2019/20	2020/21	2021/22
	Estimate £000	Estimate £000	Estimate £000	Estimate £000
Other long-term liabilities – (1 April)	5,556	5,319	5,067	4,799
Expected repayment	(237)	(252)	(268)	(285)
Other long-term liabilities – (31 March)	5,319	5,067	4,799	4,514

- 3.7 As a result of previous years capital spending being temporarily financed by cash supporting the Council's reserves, balances and cash flow, it has avoided the need for new external loans to be taken out resulting in the Council continuing to be in an under-borrowed position (CFR balance being higher than the level of external debt). As at 31 March 2018 the Council's under borrowed position was £30.7m and this is currently set to rise to £41.0m by 31 March 2019.
- 3.8 This policy of avoiding new borrowing by running down spare cash balances has served the Council well over the last few years due to debt interest rates being consistently higher than investment returns and which is forecasted to continue for the foreseeable future. This situation however will continue to be carefully monitored to avoid incurring higher borrowing costs in the future when the Council may not be able to avoid new borrowing to finance capital expenditure and/or the refinancing of maturing debt.
- 3.9 Included within the Council's MTFP is a limited budgetary provision to cover interest costs for taking on new debt and the amount applied to finance the capital spend incurred, principal, is being reinstated via the Council's annual MRP charge which is explained in more detail at section 4 and Appendix 3.
- 3.10 The Corporate Director of Finance and Systems will continue to monitor interest rates and adopt a sensible approach to changing circumstances within the 2019/20 treasury operations before taking on any new debt to finance a proportion of the Council's capital investment projects or Asset Investment Property programme.
- 3.11 The table below highlights the potential level of external debt the Council may need to undertake during the period 2018/19 to 2021/22 ;

	2018/19	2019/20	2020/21	2021/22
	Estimate £000	Estimate £000	Estimate £000	Estimate £000
Debt at 1 April	164,268	438,291	552,850	548,301
External Debt maturing	(4,018)	(4,791)	(16,495)	(3,215)
New Debt requirement	278,041	119,530	11,943	100
Debt at 31 March	438,291	552,850	548,301	545,186

- 3.12 In order to assist short term cash flow or finance longer term capital investment, the Council has the powers to borrow new funds from a variety of sources comprising of;
- Other local authorities,
 - The Government via the Public Works Loan Board, (PWLb),
 - Dedicated publicly funded companies e.g. Salix,

- Municipal Bond Agency, or
 - Financial institutions within the money market.
- 3.13 In the event the Corporate Director of Finance and Systems takes out any new debt or undertakes any restructuring, this action will be processed in accordance with the Council's approved scheme of delegation and reported to Members at the earliest opportunity.
- 3.14 The uptake of new long term debt is done in accordance with a number of factors such as affordability, proposed life of the asset, current interest rate projections and advice obtained from the Council's external advisors.
- 3.15 In a few instances, short term borrowing (up to 3 years) will need to be taken out prior to a receipt or income stream being received which would then be used to service debt costs. Based on the current capital programme spend profile this is currently forecasted to cost the Council £184k for the period 2019 to 2022 and is based on expenditure totalling £9.9m which will be temporarily funded from the Council's reserves.
- 3.16 As short term borrowing rates are cheaper than longer term fixed interest rates, there may be potential opportunities to repay debt prematurely. The cost of premiums incurred however due to early repayment, will be taken into account before any restructuring is undertaken.
- 3.17 The Council retains the flexibility to borrow funds in advance of requirement should market conditions unexpectedly change i.e. a sharp rise in interest rates is suddenly expected and any decision to borrow in advance will ensure that funds are taken within the forward approved CFR estimates
- 3.18 No new loans will be taken ahead of schedule purely to profit from the investment of the extra sums borrowed and any borrowing taken by the Corporate Director of Finance and Systems in advance of need will be done in accordance with delegated powers and within the constraints stated below;
- no more than 50% of the expected increase in borrowing need (CFR) over the three year planning period is to be obtained in this manner and
 - the Council would not look to borrow more than 12 months in advance of need.
- 3.19 The Council's debt maturity profile is provided at Appendix 4 for reference which also shows, in accordance with the Code of Practice, the potential first date the lending banks could amend the rate of interest for their respective market LOBO loans.
- 3.20 *The Council is required to approve;*
- *the above debt strategy and*
 - *as part of the Prudential Indicators and Limits requirement, the limits for external debt in accordance with the Local Government Act 2003, having regard to CIPFA's prudential code before the commencement of each financial year. These limits are detailed at Appendix 3.*

4. Minimum Revenue Provision Strategy

- 4.1 The Council is required to set aside an amount each year for the repayment of debt (by reducing the CFR), through a revenue charge called the Minimum Revenue Provision (MRP). In addition, the Council is also allowed to undertake Voluntary Revenue Payments (VRP) if required.
- 4.2 *The Council is requested, in accordance with MHCLG regulations, to approve an MRP Statement in advance of each year and this is detailed at Appendix 3.*

5. Investment Strategy

- 5.1 The MHCLG and CIPFA have extended the meaning of 'investments' to include both financial and non-financial investments. This report deals solely with financial investments, (as managed by the treasury management team). Non-financial investments, essentially the Council's Asset Investment Strategy, are covered in the Capital Strategy, (a separate report).
- 5.2 The Council undertakes investments, in the form of temporary surplus income which has been received in advance of spend requirement and from its balances and reserves which it holds. The primary principle governing the Council's investment criteria is **SLY**, **S**ecurity of its investments, followed by **L**iquidity whilst ensuring that a reasonable level of **Y**ield is also achieved.
- 5.3 In the continuing environment of low investment interest rates the Council is restricted in its operations to be able to generate a significant return from its investments without exposing it to additional risk factors. To search for that extra return in order to ease revenue budget pressures would expose the Council to more risk of using an institution which could possibly default. The current approach of applying SLY as outlined at paragraph 5.2 above will therefore continue to be adopted.
- 5.4 With respect to this, the Council's in-house treasury management team will not actively seek to place funds with institutions paying considerably over and above market levels and will continue to carry out proper and full risk assessments of any new product which may come onto the market before committing funds into it.
- 5.5 All of the Council's investments are undertaken in accordance with guidance issued by both the MHCLG and CIPFA and whilst investment risk will never completely be eliminated, it can be minimised and in order to reduce the risk of an institution defaulting, the Council creates and maintains a list of high creditworthy institutions which enables it to place funds across a wide range of strong quality institutions.
- 5.6 The Council will only use institutions which are located in a country with a minimum Sovereign Long term credit rating of AA-. A list is achieved by stipulating that where an institution has been issued with a credit rating it must have a minimum Long Term rating of A- and Short Term rating of F1 or equivalent as issued by 2 of the 3 main independent rating agencies Fitch, Moody's and Standard and Poor's. These minimum requirements represent, in the opinion of the credit rating agencies, the long and short term (greater than 12 months and up to 12 months respectively) financial strength of that institution.
- 5.7 This approach uses real time credit rating information provided by LAS and enables an institution should they meet or no longer meet the minimum credit criteria required to be immediately included on or removed off the approved list.
- 5.8 A full explanation of the credit ratings determining the institutions which the Council will use can be found at Appendix 5.
- 5.9 The Council's in-house treasury management team recognises ratings should not be the sole basis of determining the quality of an institution. To achieve this, the Council will with LAS, monitor market pricing on additional factors such as "credit default swaps" (CDS) and overlay this information on top of the credit ratings. This additional market information is detailed for Members' reference at Appendix 5.
- 5.10 In all instances when funds are being placed, the Council's in-house treasury management team will, apart from when it places funds with other local authorities which are predominately unrated and Money Market Funds as only AAA rated funds are used, always ensure that the institution:

- has been issued with both a Long and Short term credit rating from 2 of the 3 main agencies,
 - that the credit ratings issued meet the minimum required and the institution appears on the Council's approved list,
 - has a minimum Long Term rating of AA if funds are to be placed for a period in excess of 1 year,
 - that the CDS, where issued, does not show any adverse confidence in the institution and
 - the rate of interest rate being offered is in-line with levels paid by other institutions in the market for the same period.
- 5.11 Investment instruments identified for use in the financial year together with institution limits are detailed in Appendix 3.
- 5.12 Members are asked to approve this base criteria, however the Corporate Director of Finance and Systems may temporarily restrict further investment activity to those institutions considered of higher credit quality than the minimum criteria set out for approval should any exceptional market conditions be encountered.
- 5.13 Investments will continue to be placed into three categories as follows;
- Short-term – cash required to meet known cash flow outgoings in the next month, plus a contingency to cover any unexpected transaction over the same period with bank call / notice accounts and money market funds being the main methods used for this purpose.
 - Medium-term – cash required to manage the annual seasonal cash flow cycle covering the next 12 months and will generally be in the form of fixed term deposits and ultra-short dated bond funds.
 - Long-term – cash not required to meet any forthcoming cash flow requirements which can be used primarily to generate investment income by using fixed or structured term deposits, certificates of deposits, government bonds or the Local Authority Property Investment fund, after taking into consideration the forecasted interest rate yield curve.
- 5.14 Use of longer term instruments (greater than one year from inception to repayment) will fall in the Non-specified investment category and these will only be used where the Council's liquidity requirements are safeguarded and be limited to the Prudential Indicator detailed at Appendix 3.
- 5.15 The largest UK banks were required by UK law, to separate core retail banking services (day to day operations) ring-fenced bank, (RFB) from their investment and international banking non-ring-fenced bank, (NRFB) activities from 1st January 2019. This is intended to ensure that the bank's core activities are not adversely affected from its more risky business. While the structure of the banks included within this process may have changed, the fundamentals of credit assessment have not and the Council will continue to assess the banks in the same way that it does with any other investment institution.
- 5.16 The level of the Council's investments together with the average interest rate, as at 31 December 2018, is provided for reference at Appendix 6.
- 5.17 *The Council is requested to approve;*
- *the adoption of the above Investment strategy and*
 - *the minimum criteria for providing a list of high quality investment institutions, instruments and limits to be applied as set out at Appendix 3.*

6. Investment Risk Benchmarking

6.1 The CIPFA Code of Practice and MHCLG Investment Guidance require that appropriate security and liquidity benchmarks are considered and reported to Members with details of these being provided in Appendix 5.

6.2 Benchmarks are simple guides (not limits) to maximum risk for use with cash deposits and so may be breached from time to time, depending on movements in interest rates and institution criteria. The purpose of the benchmark is to assist officers to monitor the current and trend position and amend the operational strategy to manage risk as conditions change. Any breach of the benchmarks will be reported to Members, with supporting reasons in the Mid-Year or Annual Report. For reference the benchmarks proposed are;

- Security - each individual year the security benchmark is:

1 year investments	2 year investments	3 year investments
0.05%	0.04%	0.10%

Note - This benchmark is an average risk of default measure and would not constitute an expectation of loss against a particular investment. At 31 December 2018 the Council's default rate of its investments placed was 0.011% which is 0.039% below the 1 year benchmark of 0.05%.

- Liquidity – Weighted Average Life (WAL) - benchmark for 2019/20 is set at 6 months, with a maximum of 3 years for cash time deposits;
 - Liquid short term deposits - at least £10m is available within a week notice;
- Yield - Internal returns are aimed to achieve above the 7 day London Interbank Deposit (LIBID) rate without sacrificing any Security aspects.

7. Prudential Indicators

7.1 A number of prudential indicators have been devised for the treasury management process and these have been designed to assist managing risk and reducing the impact of an adverse movement in interest rate. These indicators have been set at levels which do not restrict day to day activities being undertaken and at the same time ensure the Council's capital expenditure plans are prudent, affordable and sustainable.

7.2 *Members are requested to approve the Prudential Indicators for the Council's treasury management activities as detailed at Appendix 3.*

8. Related Treasury Issues

8.1 Greater Manchester Pension fund (GMPF). During 2017/18, the Council along with several other local Councils took advantage of GMPF wider investment powers and paid over 3 years' employer pension contributions at a discounted rate.

8.2 Asset Investment Strategy. During 2017/18 the Council introduced a programme to acquire suitable assets which will deliver significant economic development and regeneration benefits for the area and/or increase the Council's income generating capacity thereby enabling it to maintain the provision of services in future years.

- 8.3 Whilst the above projects are policy related activities and therefore not deemed to be treasury management, their implementation will have an impact on the Council's cash flow which is considered on each occasion.
- 8.4 International Financial Reporting Standards 9 (IFRS9) – This is being introduced in response to the 2008 financial crisis and is designed to generate transparency in the Council's accounts enabling the reader to fully assess the worth and risk of its financial instruments. IFRS 9 is primarily a re-classification not a re-valuation exercise and its introduction is not envisaged to have any major impact for the Council. A possible effect would be however arising from an asset previously being shown on the balance sheet under the available for sale category e.g. property funds, which will now be changed to Fair Value through the Profit and Loss (FVPL) with any profit or loss in revaluation being taken to the accounts in full in the year of measurement. To mitigate against this and in response to previous consultation, MHCLG have issued a 5 year override to enable Councils to either arrange for a planned exit over a reasonable time or for potential surpluses to be placed into an unusable reserve and applied to overcome those years when a downward revaluation occurs. The Council will be required to disclose the net impact of the unusable reserve throughout the duration of the 5 year override in order for the Government to keep the override under review and to maintain a form of transparency.

9. Recommendations

That the Accounts & Audit Committee recommend Executive note the report and request Council to approve the Treasury Management Strategy 2019/20 – 2021/22 including the:

- policy on debt strategy as set out in section 3;
- investment strategy as set out in section 5;
- Prudential Indicators and limits including the Authorised Limit (as required by section 3(1) of the Local Government Act 2003), Operational Boundary, Minimum Revenue Provision Statement and Investment criteria as detailed in Appendix 3.

Other Options

This report has been produced in order to comply with Financial Procedure Rules and relevant legislation. It provides a plan of action for the period 2019/20 to 2021/22, which is flexible enough to take account of changes in financial markets. There are an almost infinite number of other options that the Council could consider as part of its treasury management activities. This report however outlines a clear and practical approach which is recommended by the Corporate Director of Finance and Systems.

Consultation

Advice has been obtained from Link Asset Services, the Council's external advisors.

Reasons for Recommendation

The Financial Procedure Rules, incorporating the requirements of the CIPFA Treasury Management Code of Practice requires that the annual strategy report is provided to the Council as an essential control over treasury management activities. In it the Council approves the parameters under which officers will

operate. In addition The Local Government Act 2003 requires that the Council approves an annual borrowing limit (the Authorised Limit) and MHCLG Guidance an annual investment strategy (setting out the limits to investment activities) prior to the commencement of each financial year.

Key Decision

This will be a key decision likely to be taken in: February 2019

This is a key decision currently on the Forward Plan: Yes

Finance Officer Clearance GB

Legal Officer Clearance DS



Corporate Director's Signature

STATUTORY FRAMEWORK

Local Government Act 2003

In accordance with the Local Government Act 2003 (and supporting regulations and guidance) each Council must before the commencement of each financial year, produce a report fulfilling three key requirements as stipulated below;

- The debt strategy in accordance with the CIPFA Code of Practice on Treasury Management (section 3);
- The investment strategy in accordance with the MHCLG investment guidance (section 5);
- The reporting of the prudential indicators as required by the CIPFA Prudential Code for Capital Finance in Local Authorities (Appendix 3).

CIPFA Code of Practice

The Council's treasury activities are strictly regulated by statutory requirements in conjunction with a professional code of practice (the CIPFA Treasury Management Code of Practice). This Council adopted the Code of Practice on Treasury Management on 24 April 2002 and followed recommended practices by considering an annual Treasury Management Strategy before the commencement of each financial year. These Codes are revised from time to time and the Council complies with any revisions.

Investment Guidance

MHCLG issued Investment Guidance in 2004 with subsequent amendments being issued periodically thereafter. This Guidance forms the structure of the Council's Investment policy as set out below:

- The strategic guidelines for decision making on investments, particularly non-specified investments;
- Specified investments that the Council will use. These are high security (no guidelines are given defining what this should consist of and each individual Council is required to state what this should be i.e. high credit ratings), high liquidity investments in sterling and with a maturity of no more than a year;
- Non-specified investments, clarifying the greater risk implications, identifying the general types of investment that may be used and a limit to the overall amount of various categories that can be held at any time;
- The principles to be used to determine the maximum periods for which funds can be committed.

MAIN ECONOMIC HEADLINES DURING 2018

GLOBAL-

- World growth was good as a result of strong economic growth in the US however during 2019 this situation is not expected to continue due to a weakening in both the US and China economies being forecasted. In October the International Monetary Fund issued updated forecasts for world growth at 3.7% for both 2018 and 2019.
- Inflation has been primarily weak during the year however as a result of unemployment rates falling to low levels in both the US and UK, an increase in wage inflation is likely to force central banks into a series of increases in bank rates.
- Since the financial crash of 2008 it can now be seen that the measures put in place by the central banks of reducing central bank interest rates together with injecting financial markets with liquidity by Quantitative Easing (a procedure where central banks bought large amounts of central government and other smaller sums of debt), has been successful.

UK-

- The first quarter's pessimism resulting from the adverse weather caused a temporary downward blip for growth of 0.1%, however since then strong returns of 0.4% in quarter 2 and 0.6% for quarter 3 were achieved in response to strong performance in the service sector, the good summer weather and England's World Cup exploits. The outlook for quarter 4 is expected to weaken from this level with the overall growth for 2018 forecasted to be 1.3% y/y.
- Consumer Price Index (CPI) fell from the January 2018 position of 2.7% to 2.0% in December 2018.
- The latest Bank of England quarterly inflation report (November), highlighted that inflation was forecasted to still be marginally above its 2% target in 2020 at about 2.1%.
- At the Monetary Policy Committee, (MPC), meeting in August 2018 the Bank Rate was increased from 0.50% to 0.75%, its highest level since 2008. At their November meeting, the MPC repeated their previous statement that future Bank Rate increases would be gradual and likely to peak at around 2.5% in 2028. It is unlikely that the MPC would increase Bank Rate in February 2019, ahead of the deadline in March for Brexit however the next increase in Bank Rate is now forecast to be in May 2019 with increases thereafter to be in February and November 2020 before ending up at 2.0% in February 2022.
- Unemployment continues to be at a 43 year low of 4% with employers now having major difficulties filling job vacancies with suitable staff. As a result of which wage inflation picked up to 0.7%, the highest level since 2009 in real terms, wage rates less CPI inflation.

Eurozone –

- Growth was 0.4% in quarters 1 and 2 but fell back to 0.2% in quarter 3, however it is still expected to be in the region of nearly 2% y/y.

- Having halved its quantitative easing purchases of debt in October 2018 to €15bn per month, the European Central Bank has indicated it is likely to end all further purchases in December 2018.
- Inflationary pressures are starting to build with CPI being 1.9% in November after starting the year in January at 1.3%. As a result of this it is expected that the ECB will start to increase rates towards the end of 2019 from their current level of 0.00% where they have been since 2016.
- Unemployment rate fell from 8.6% in January 2017 to 8.1% in October.

US –

- President Trump's massive easing of fiscal policy is generating a temporary boost in consumption which has generated strong growth. The annualised growth rate for quarter 1 was 2.2% peaking at 4.2% in quarter 2 with quarter 3 coming in at 3.5%.
- Unemployment fell from an opening position of 4.1% in January to a 49 year low of 3.9% in December.
- CPI inflation has over the year been consistently over the target rate of 2%, being 2.2% in November after peaking at 2.9% in July.
- In response to the high CPI position, the Fed increased rates another 0.25% in December to between 2.25% and 2.50%, this being the fifth increase in 2018. They also indicated that they now expected rates would be increased a further two more times by the end of 2019. The Fed has also been unwinding its previous quantitative easing purchases of debt by gradually increasing the amount of monthly maturing debt that it has not been reinvesting.
- The current tariff war between the US and China is not expected to have a significant effect on US or world growth.

Other –

- China's economic growth has been weakening over successive years, despite repeated rounds of central bank stimulus. Concerns remain that official economic statistics are inflating the published rate of growth.
- Japan continues to struggle to stimulate consistent significant GDP growth and to get inflation up to its target of 2%, despite huge monetary and fiscal stimulus. It is also making little progress on fundamental reform of the economy.

MAIN ECONOMIC FORECASTS FOR 2019

Producing accurate economic forecasts remains difficult as many external factors have an impact on them. Forecasters are currently predicting the following levels of activity for the year ahead and these will be liable to further amendment depending on how economic data and developments in financial markets emerge over the next year. Geopolitical developments, especially in the EU, could also have a major impact;

Indicator	UK	Eurozone	US	China
Growth Domestic Product	1.6%	2.1%	2.7%	6.5%
Consumer Price Index	2.0%	1.9%	2.4%	2.5%
Unemployment Rate	3.7%	7.5%	3.8%	4.2%
Bank Rate	1.25%	0.25%	3.00%	4.50%

Source - Trading Economics & Office for Budget Responsibility

ELEMENTS FOR COUNCIL APPROVAL

(including Prudential and Treasury Indicators, Minimum Revenue Provision & Investment Criteria)

In accordance with the current MHCLG Guidance, CIPFA Treasury Management Code of Practice, each council is required to set before the commencement of each financial year Treasury Management Prudential Indicators and limits, a Minimum Revenue Provision Statement and Investment criteria.

The Accounts and Audit Committee and Executive are requested to recommend that Council approve these for the period 2019/20 – 2021/22 as detailed below.

TREASURY PRUDENTIAL INDICATORS AND LIMITS –

In accordance with the current CIPFA Prudential code, the Council is required to produce prudential indicators and limits reflecting the expected capital activity regarding its capital investment programme. These have an impact on the Council's treasury management activities and Council is required to approve the prudential indicators and limits affecting treasury management performance as shown below;

	2018/19 estimate £m	2019/20 estimate £m	2020/21 estimate £m	2021/22 estimate £m
Authorised Limit for External debt				
- Non-Commercial	170.0	180.0	185.0	185.0
- Asset Investments	300.0	400.0	400.0	400.0
- Other long term Liabilities (PFI)	5.5	5.5	5.0	5.0
Total	475.5	585.5	585.0	585.0
Authorised external debt limit - This is a key prudential indicator and represents a control on the maximum level of borrowing that the Council will require for all known potential requirements including headroom to cover the risk of short-term cash flow variations that could lead to a need for temporary borrowing. This limit needs to be set or revised by Council and is the statutory limit determined under section 3(1) of the Local Government Act 2003.				
	2018/19 estimate £m	2019/20 estimate £m	2020/21 estimate £m	2021/22 estimate £m
Operational Boundary for External debt				
- Non-Commercial	155.0	165.0	170.0	170.0
- Asset Investments	300.0	400.0	400.0	400.0
- Other long term Liabilities (PFI)	5.5	5.5	5.0	5.0
Total	460.5	570.5	575.0	575.0

Operational boundary - calculated on a similar basis as the authorised limit but represents the likely level of external debt that may be reached during the course of the year excluding any temporary borrowing and is not a limit.				
	2018/19 estimate £m	2019/20 estimate £m	2020/21 estimate £m	2021/22 estimate £m
Upper limit for Principal sums invested over 1 Year	90	90	90	90
Upper Limit for sums invested for over 1 year – these limits are set with regard to the Council’s liquidity requirements and to reduce the need for early sale of an investment. Included within this limit are the Manchester Airport Shares which at 31 March 2018 were independently valued at £51.9m and the Church Commissioners Local Authorities Property Investment Fund investment of £5m.				
	2018/19 estimate £m	2019/20 estimate £m	2020/21 estimate £m	2021/22 estimate £m
Upper limits on fixed interest rate exposure based on net debt	5.1	12.8	12.8	12.2
Upper limits on variable interest rate exposure based on net debt	2.2	2.4	2.7	3.1
Upper Interest Limits – identifies the maximum limit for both fixed and variable interest rates exposure based upon the Council’s debt position net of investments.				

Maturity structure of all external loan debt – 2019/20 to 2021/22	Lower limit %	Upper limit %
Under 12 months	0	30
12 months to 2 years	0	30
2 years to 5 years	0	30
5 years to 10 years	0	30
10 years to 20 years	0	30
20 years to 30 years	0	30
30 years to 40 years	0	30
40 years and above	0	90
Maturity Structure of Borrowing – these gross limits are set to reduce the		

Council's exposure to large sums falling due for refinancing and reflect the next date on which the lending bank can amend the interest rate for any Lender Option Borrower Option loans the Council currently has.

Gross Debt and the Capital Financing Requirement – this reflects that over the medium term, debt will only be for capital purposes. The Corporate Director of Finance and Systems will ensure:

- that all external debt does not exceed the capital financing requirement with any exceptions being reported to Council and
- that this requirement has been complied with in the current year, does not envisage difficulties for the future and takes into account current commitments.

All the treasury prudential indicators and limits are monitored on a regular basis with any breaches being reported to Council at the earliest opportunity.

MINIMUM REVENUE PROVISION - (minor changes to policy as highlighted)

In accordance with the current MHCLG Guidance, the Council shall determine for the current financial year, an amount of minimum revenue provision that it considers to be prudent and submit an MRP Statement setting out its policy for its annual MRP to Council for approval. The following MRP Statement has been prepared in accordance with the Council's accounting procedures and is recommended for approval:

- Capital expenditure financed by Supported Borrowing: MRP will be calculated on a straight line basis over the expected average useful life of the assets (50yrs);
- Capital expenditure financed by Prudential Borrowing: MRP will be based on the estimated life of the assets once operational charged on a straight line or annuity basis in accordance with MHCLG guidance;
- Asset Investment Strategy financed by Prudential Borrowing: Voluntary Revenue Provision (VRP) using the periods stipulated within the MHCLG Guidance of up to 50 years will be applied. By adopting this approach it will enable the Council upon the sale of each asset, to either apply the capital receipt or use the VRP receipts to extinguish debt taken. If the capital receipt is applied then the VRP previously set-aside will have been undertaken for no purpose and therefore can be reclaimed. Annual reviews will be undertaken to ensure that this policy remains prudent and as at 31 March 2019 the total VRP overpayments are forecasted to be £0.955m.
- PFI schemes and leases shown on the balance sheet: MRP will be based on the amount of the principal element within the annual unitary service payment and financed from the provision set-up to cover the final bullet payment. Capital receipts are to be used to replenish this provision to ensure any final bullet payment can still be made in 2028/29;
- For expenditure that does not create an asset, or following the use of a Capitalisation Direction: provision will be made over a period not exceeding 20 years, in accordance with the 2010 Guidance;
- In instances where the Council lends funds to a third party and in accordance with the guidelines issued (February 2018) by the Secretary of State, MRP is required to be provided over the useful life of the asset created. The Council in this instance will not follow the guidance but rather treat any advance as

“Serviced debt” and therefore no MRP will be set-aside providing there is an agreed repayment date. Annually the Council will undertake a financial assessment of the third parties ability to repay the debt and where any adverse changes are perceived to be occurring then a provision will be created to cover any future potential financial losses.

- In response to the policy agreed by Council on 22 February 2017, MRP on debt incurred pre 2007/08 was to be provided for using a more appropriately linked procedure based on the average useful life of its assets. As a result of this it was established that the Council has, during the period 2007/08 to 2014/15, previously over-provided MRP by £9.93m. This level of overpayment will be recovered by reducing the annual MRP charge equally over the next four years commencing 2016/17 with the unused MRP budget being transferred to an ‘Investment Fund’ Earmarked Reserve. The use of this Investment Fund will only being deployed on sustainable income generating or ‘invest to save’ i.e. revenue saving programmes or projects of work. This reserve has been applied to support the additional shareholder loan for the Manchester Airport Group which was approved by the Executive on 30 October 2017.

INVESTMENT CRITERIA – (minor changes to policy as highlighted)

Counterparty Selection

The Council will only use institutions which are located in a country with a minimum Sovereign Long term credit rating of AA-. The individual credit criteria, is highlighted below and for categories 1 to 4 this will be applied to both Specified and Non-specified investments. Category 5 applies only to The Church Commissioners Local Authorities Property Investment fund.

The limits shown in the table below are set at a contingency level and operationally monies will be placed with a number of institutions with a maximum 20% of the portfolio being placed with any one institution at the time each investment is made. This situation will be monitored during the course of the year with any corrective action being undertaken at the first opportunity without any financial penalty being incurred.

	Fitch (or equivalent) – Long Term	Maximum Group Limit	Maximum Time Limit
Category 1 – •UK & Non UK Banks (bank subsidiaries must have a parent guarantee in place), •UK Building Societies Institutions must also have an individual minimum short term credit rating of – Fitch F1 or equivalent.	AA to AAA	£75m	3yrs
	A+ to AA-	£25m	1yr
	A- to A	£10m	1yr
Category 2 – UK Banks part nationalised - Royal Bank of Scotland. This bank or its subsidiaries can be included provided it continues to be part nationalised or meets the ratings in category1 above.	-	£20m	1yr

	Fitch (or equivalent) – Long Term	Maximum Group Limit	Maximum Time Limit
Category 3 – The Council's own banker for transactional purposes if the bank falls below the above criteria.	-	n/a	1day
Category 4 – <ul style="list-style-type: none"> • Pooled Investment Vehicles: <ul style="list-style-type: none"> ➢ Money Market Funds ➢ Ultra-Short Dated Bond Funds • UK Government (including treasury bills, gilts and the DMO) • Local Authorities • Supranational Institutions 	AAA AA - - -	£100m	3yrs
Category 5 – <ul style="list-style-type: none"> • Local Authority Property Investment fund 	-	£30m	10yrs

Specified and Non Specified Investments – (no change)

In accordance with the current Code of Practice, the Council is required to set criteria which identify its investments between Specified and Non Specified investments and these are classified as follows;

- Specified investments are both high security and liquidity investments with a maturity of no more than a year or those which could be for a longer period but where the Council has the right to be repaid within one year if it wishes. These are considered low risk assets where the possibility of loss of principal or investment income is small. All investments can be held under this definition,
- Non specified investments are any other type of investment not defined as specified above. A maximum of £90m is permitted to be held in this classification as detailed in Appendix 3, Prudential Indicator (5) Upper limit for sums invested over one year.

Instruments & Maximum period

All Investments will be undertaken in Sterling in the form of Term Deposits, Money Market Funds, Ultra Short Dated Bond Funds, Treasury Bills, Gilts or Certificates of Deposits unless otherwise stated below;

Specified Investments

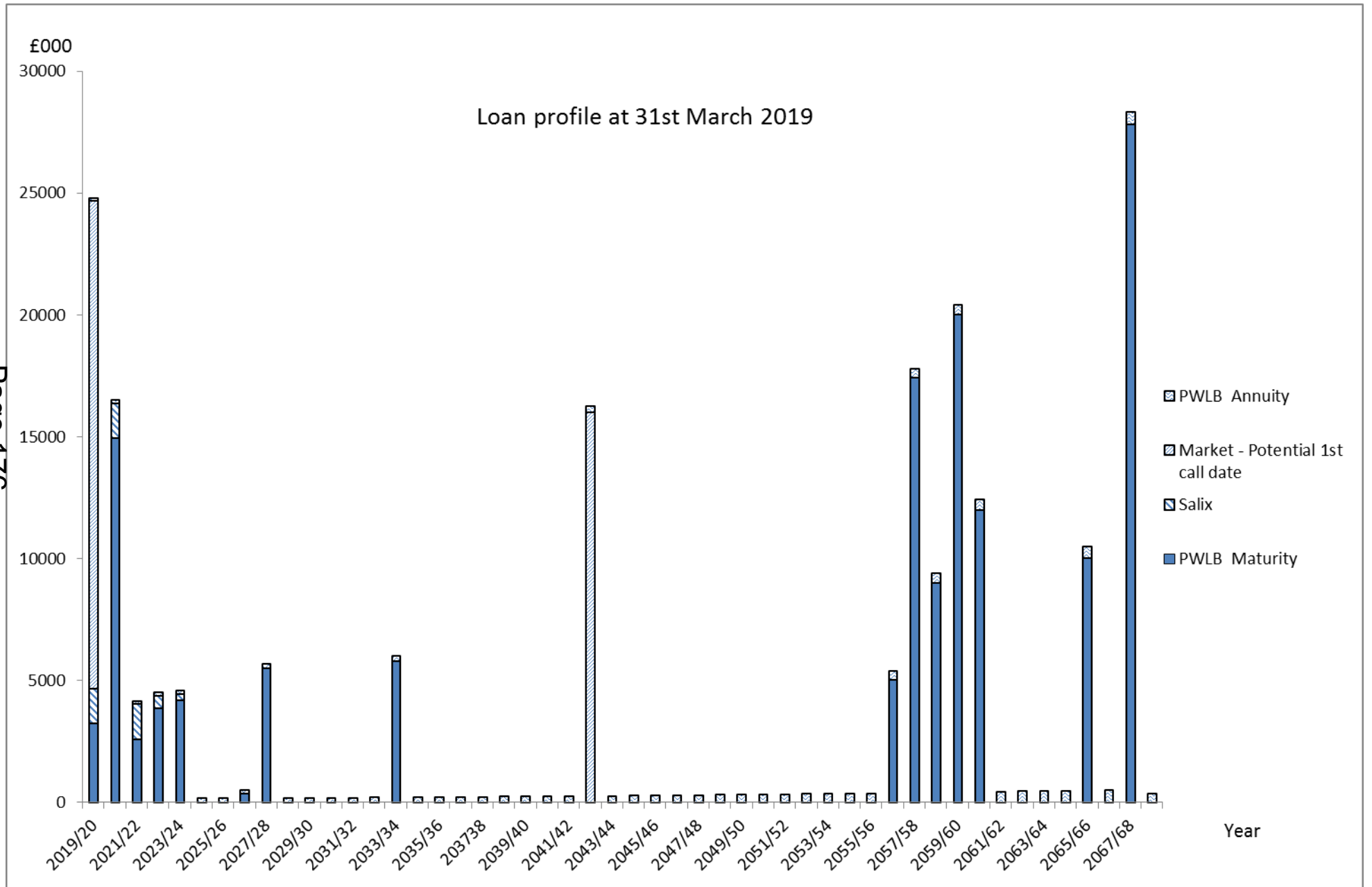
Investment	Maximum Maturity
The UK Government including Local Authorities and Debt Management Office.	1 Year
Supranational bonds of less than one year duration (e.g. International Monetary Fund)	1 Year

Investment	Maximum Maturity
<p>Pooled investment vehicles that have been awarded an minimum AA credit rating by Fitch, a credit rating agency, such as money market funds (including the revised categories of Low Volatility Net Asset value and variable Net Asset Value funds) and low volatility bond funds.</p>	1 Year
<p>An institution that has been awarded a high short term credit rating (minimum F1 or equivalent) by a credit rating agency, such as a bank or building society.</p>	1 Year

Non-Specified Investments

Investment	Maximum Maturity
<p>Multilateral development bank bonds - These are bonds defined as an international financial institution having as one of its objects economic development, either generally or in any region of the world (e.g. World Bank).</p> <p>The security of principal and interest on maturity is on a par with the Government and these bonds usually provide returns above equivalent gilt edged securities. The value of the bond may rise or fall and losses may accrue if the bond is sold prematurely.</p>	3 Years
<p>Gilt edged securities. These are Government bonds and provide the highest security of interest and principal. The value of the bond may rise or fall before maturity and losses may accrue if the bond is sold before maturity.</p>	3 Years
<p>The Council's own bank if it fails to meet the basic credit criteria with balances being kept to a minimum.</p>	1 Day
<p>UK Banks which have significant Government holdings</p>	1 Year
<p>Any bank or building society which meets the minimum long term credit criteria detailed in Appendix 3, for deposits with a maturity of greater than one year (including forward deals in excess of 1 year from inception to repayment).</p>	3 Years
<p>The UK Government including Local Authorities and Debt Management Office.</p>	3 Years
<p>Any non-rated subsidiary of a credit rated institution included in the specified investment category. These institutions will be included as an investment category subject to being guaranteed from the parent company and is included for clarity and transparency purposes.</p>	3 Years

Investment	Maximum Maturity
<p>Share capital or loan capital in a body corporate – The use of these instruments will be deemed to be capital expenditure, and as such will be an application (spending) of capital resources. It is envisaged this facility will apply to the Manchester Airport share-holding which the Council holds at a historical value of £51.9m as reported in the 2017/18 Statement of Accounts. It is not envisaged that this type of investment will be undertaken in the future.</p>	Unspecified
<p>Manchester Airport Group – This is in response to the restructuring of the airports existing debt and is included for clarity and transparency purposes only.</p>	Term of loans
<p>Church Commissioners Local Authorities Property Investment Fund - This fund is aimed solely for use by public sector organisations wishing to invest in the property market whilst at the same time generating a favourable rate of return.</p>	10 Years



INVESTMENT CREDIT AND INSTITUTION RISK MANAGEMENT

The Council receives credit rating advice from its treasury management advisers as and when ratings change and institutions are checked promptly to ensure they comply with the Council's criteria. The criteria used are such that any minor downgrading should not affect the full receipt of the principal and interest. Any institution failing to meet the criteria, or those on the minimum criteria placed on negative credit watch, will be removed from the list immediately and if required new institutions which meet the criteria will be added.

Classification	Description	Credit Rating Agency		
		Fitch (Minimum)	Moody's (Minimum)	Standard & Poors (Minimum)
Short Term	Ensures that an institution is able to meet its financial obligations within 1 Year	F1 (Range F1+ , F2 A to D)	P1 (Range P1 to P3)	A1 (Range A-1 , to C)
Long Term	Ensures that an institution is able to meet its financial obligations greater than 1 Year	A- (Range AAA to D)	A3 (Range AAA to C)	A- (Range AAA to CC)

Investment Institution information.

Whilst the Council's list of Investment institutions is prepared primarily using credit rating information, full regard is also given to other available information on the credit quality of each institution in which it invests. The information below will continue to be considered when undertaking investments;

- Credit default swaps - CDS were first created in 1997 and are a financial instrument for swapping the risk of debt default. Essentially the owner of the debt would enter into an agreement with a third party who would receive a payment in return for protection against a particular credit event – such as default. Whilst absolute prices can be unreliable, trends in CDS spreads do give an indicator of relative confidence about credit risk.
- Equity prices – like CDS prices, equities are sensitive to a wide array of factors and a decline in share price may not necessarily signal that the institution in question is in difficulty.
- Interest rates being paid - If an institution is offering an interest rate which is out of line with the rest of the market this could indicate that the investment is likely to carry a high risk.
- Information provided by management advisors – this may include some information detailed above together with weekly investment market updates.
- Market & Financial Press information – information obtained from the money market brokers used by the Council in respect of interest rates & institutions will also be considered.

No investment will be made with an institution if there are substantive doubts about its credit quality, even though it may meet the credit rating criteria.

Investment Limits

In order to safeguard the Council's investments and in addition to the information shown at Appendix 3, due care will be taken to consider country, group and sector exposure as follows;

- **Country** – this will be chosen by the credit rating of the Sovereign state as shown at Appendix 3 and no more than 40% of the Council's total investments will be directly placed with non-UK counterparties at any time;
- **Group** – this will apply where a number of financial institutions are under one ownership (e.g. Royal Bank of Scotland / Nat West) and the Group limit will be the same as the individual limit for any one institution within that group;
- **Sector** limits will be monitored regularly for appropriateness.

Investment Risk benchmarking

Security and liquidity benchmarks are central to the approved treasury strategy through the institution selection criteria and proposed benchmarks for these are set out below.

Security - A method to benchmark security risk is to assess the historic level of default against the minimum criteria used in the Council's investment strategy. The table below shows average defaults for differing periods of investment grade products for each Fitch/Moody's and Standard and Poors long term rating category over the period 1981 to 2017. The Council can place investments up to a maximum period of 3 years and for this purpose will only use high rated institutions in order to ensure any potential risk in the form of defaults are kept to a minimum. Investments placed over 1 year but up to 3 years are placed with higher rated institutions in order to ensure that any potential risk of default as highlighted in the table below is kept to a minimum.

Long term rating	Average 1 yr default	Average 2 yr default	Average 3 yr default	Average 4 yr default	Average 5 yr default
AAA	0.04%	0.10%	0.18%	0.27%	0.36%
AA	0.02%	0.04%	0.10%	0.17%	0.24%
A	0.05%	0.15%	0.28%	0.42%	0.59%
BBB	0.16%	0.44%	0.77%	1.15%	1.55%
BB	0.71%	2.00%	3.47%	4.92%	6.22%
B	2.90%	7.00%	10.67%	13.74%	16.12%
C	18.74%	26.47%	31.60%	35.37%	38.17%

The Council's minimum long term rating criteria is currently "A-", meaning the average expectation of default for a one year investment in an institution with a "A-" long term rating would be 0.05% of the total investment (e.g. for a £1m investment the average loss would be £500). This is only an average as any specific institution loss is likely to be higher.

Liquidity – The current CIPFA Treasury Management Code of Practice defines this as *“having adequate, though not excessive cash resources, borrowing arrangements, overdrafts or standby facilities to enable at all times to have the level of funds available which are necessary for the achievement of its business/service objectives”*.

The availability of liquidity and the period of risk in the portfolio can be benchmarked by the monitoring of the Weighted Average Life (WAL) of the portfolio (shorter WAL would generally represent less risk).

INVESTMENT & EXTERNAL DEBT POSITION AS AT 31.12.2018

	Principal £m	Average Rate %
DEBT		
Fixed rate:		
- PWLB	155.5	3.27
- Market	20.4	3.86
Sub-total	175.9	3.34
Variable rate:		
- PWLB	0.0	0.0
- Market	20.0	4.28
Sub-total	20.0	4.28
Total debt	195.9	3.43
INVESTMENTS		
- Fixed rate	(63.0)	0.95
- Variable rate	(18.7)	1.86
Total Investments	(81.7)	1.16
NET ACTUAL DEBT / (INVESTMENTS)	114.2	

SUMMARY MEDIUM FINANCIAL PLAN 2019/20-2021/22

	2019/20 £000	2020/21 £000	2021/22 £000
DEBT			
Loan Interest	4,961	4,692	4,692
MRP	2,454	5,206*	5,206
Premium	548	548	548
Other – Sale PFI interest etc.	817	238	238
Sub-total	8,307	10,778	10,778
INVESTMENTS			
Interest	(1,257)	(1,353)	(1,353)
MAG	(7,195)	(7,695)	(7,763)
Sub-total	(8,452)	(9,048)	(9,116)
TOTAL	353	1,636	1,569

The above table reflects the MTFP treasury management position and excludes associated debt costs from any additional borrowing undertaken to fund the Council's Asset Investment Strategy which will be self-financing.

*The increase in MRP reflects the completion of the 4 year realignment period whereby funds previously over provided are being placed into an Investment Fund.

NON-TREASURY ACTIVITIES

Details of the actual spend incurred on the Council's non-treasury activities undertaken as at 31st December 2018 are outlined below:

Description	Total £m	Purpose
General		
Manchester Airport Group	19.9	Regeneration – 2 Shareholder loans
Homestep	1.0	Regeneration – Capital loan monies advanced to assist first time buyers to acquire property within Trafford
Lancashire County Cricket Club	4.0	Loan advanced for Regeneration purposes
Town Centre	0.3	Regeneration – Capital loan monies advanced to assist businesses occupy empty high street units within Trafford.
Sub-total	25.2	
Asset Investment Property		
Sonova House - Warrington	12.1	
DSG - Preston	17.4	
The Grafton Centre - Altrincham	10.8	
Magistrates Courts - Sale	3.9	
Walthew House Lane - Wigan	13.7	
K Site Old Trafford		
- Equity contribution	7.0	
- Trafford / Bruntwood loan	7.0	
Sub-total	71.9	
TOTAL	169.0	

This page is intentionally left blank

TRAFFORD BOROUGH COUNCIL

Report to: Executive and Council
Date: 20 February 2019
Report for: Decision
Report of: The Executive Member for Finance and the Corporate Director of Finance and Systems

Report Title

FEES, CHARGES & ALLOWANCES 2019/20

Summary

This report summarises the salient features of the annual review and pricing of the Council's main fees and charges. The booklet that details individual fees and charges can be found on the Council's website in the area that supports the agenda.

The Fees and Charges booklet represents the main fees and charges to the public upon which the Executive's proposed budget for 2019/20 has been based. Fees and charges have been reviewed and amended as appropriate either by regulation or as aligned to the budget and service planning process. New charges for 2019/20 or revised wording to existing charges are highlighted in blue on the schedule and significant changes are referred to in paragraph 3.3 below.

In particular policy proposals reflected in this report:

- Garden Waste collection charges are to end in June 2019 following the expiry of current year's permits;
- Charges for Deferred Payment Agreements (DPA's) and Proposed Rates for Alternative Funding Arrangements - the Council propose to introduce interest charges as defined in Care and Support regulations. The Council also intends to charge for the legal costs associated with DPA's;
- A review of Car Parking charges;
- Animal Welfare – new fee structure to reflect the increased level of work that must be carried out to determine & enforce the new animal welfare licensing legislation;
- Pest Control – some of the charges have increased by more than 5% to better recover the costs of delivery;
- Planning – pre application advice - new fees have been introduced and two increased above 5% to better reflect the complexity of cases and full cost recovery;
- Registration of Births, Deaths and Marriages – a number of charges have been set for the next two years, (2019/20 and 2020/21), and therefore require specific approval. Also new charges for 'Outdoor' blessing type and 'Tailor-made' marriage ceremonies have been introduced in response to demand for

such services and to improve the service offered to the public;

- Registration of Births, Deaths and Marriages – the Priority Service for certificate application fee has been made Statutory by the General Register Office and is 233% higher than the previous Discretionary fee set by the Council;
- Registration of Births, Deaths and Marriages – fees and charges have been updated to include checking services for the European Passport Return Service and the new European Settlement Service pilot;
- Cemeteries & Crematorium services – new fees introduced to provide wider customer choice.

The fees and charges are inclusive of VAT, where indicated, and delegated authority to Corporate Directors and the Corporate Director of Finance and Systems, is sought to amend the level of the relevant fee or charge as appropriate if there are changes to the rate of VAT during 2019/20, which is the Council's traditional practice.

As in previous years, the majority of fees and charges have been coded as to the extent of discretion the Council has to establish the fee or charge, and then the level of discretion to determine the level of fee or charge.

Recommendation(s)

That the Executive:

1. Recommends to Council that it approves the following;

- The Fees and Charges for 2019/20 and those relating to Registration of Births, Death & Marriages also shown for 2020/21, as set out in the booklet available on the Council's web site;
- That approval is delegated jointly to each Corporate Director with the Corporate Director of Finance and Systems to amend fees and charges during 2019/20 in the event of any change in the rate of VAT, as appropriate;
- That approval be delegated jointly to each Corporate Director with the Corporate Director of Finance and Systems to amend fees and charges during 2019/20 under delegated powers where the economics of the charge levels have changed (e.g. costs have risen unexpectedly), or for commercial reasons.

Contact person for access to background papers and further information:

Name: Councillor Michael Cordingley, Executive Member for Finance
Nikki Bishop, Corporate Director of Finance and Systems
Extension: 4884

Background Papers: None

Implications:

Relationship to Policy Framework/Corporate Priorities	Value for Money. The proposed draft budget for 2019/20 supports all key priorities and policies.
Financial	The report sets out the proposed Fees and Charges for 2019/20 and those relating to Registration of Births, Death & Marriages also shown for 2020/21.
Legal Implications	It is a statutory requirement for the Council to set and approve a balanced, robust budget and Council Tax level. Budget proposals take account of various legislative changes as they affect Council services. Where appropriate and necessary some of the fees and charges have been the subject of consultation.
Equality/Diversity Implications	The Council has complied with the requirements of its Public Sector Equality Duty. Where appropriate and necessary some of the fees and charges have been the subject of consultation.
Sustainability Implications	None arising out of this report.
Resource Implications e.g. Staffing / ICT / Assets	Human Resources – statutory processes have been complied with during the course of these budget proposals in respect of staffing implications where they apply.
Risk Management Implications	The risks associated with the budget proposal have been considered.
Health and Wellbeing Implications	The Council has complied with the requirements of its Public Sector Equality Duty.
Health and Safety Implications	The health and safety implications of the budget proposals have been considered.

Other Options

All options at an individual fee or charge basis would have been considered, where appropriate, during the budget process.

Consultation

Where appropriate and necessary some of the fees and charges have been the subject of consultation.

Reasons for Recommendation

To fulfill the obligations outlined in the Council Constitution for the budget process.

Key Decision

This is a key decision currently on the Forward Plan: Yes

Finance Officer Clearance GB.....

Legal Officer Clearance JLF.....

CORPORATE DIRECTOR'S SIGNATURE

A handwritten signature in blue ink, consisting of several fluid, connected strokes, positioned to the right of the corporate director's signature label.

INTRODUCTION

- 1.1 The detailed fees and charges booklet is available on the Council's web site alongside other agenda items. It represents a schedule of the main fees and charges which the Executive is proposing to charge for services in 2019/20 and included in the revenue budget proposals for 2019/20 to be presented to Council on 20 February 2019.
- 1.2 It should be noted that the booklet relates to fees and charges levied on the general public, businesses or service users. Trading income, such as that with Schools, is not covered within the fees and charges booklet as it is subject to individual contracts and negotiations. The Council also charges for certain services on a commercial basis, in competition with other providers, and these are excluded from the booklet for this reason (e.g. trade waste).

2. COUNCIL DISCRETION IN SETTING FEES & CHARGES

- 2.1 All fees and charges are subject to relevant legal constraints. Some fees and charges are required by law to be established and administered by the Council, others can be established at the Council's discretion. Once established, regulations then influence the extent or level of the fee or charge. Some fee or charge levels are set by regulation, others are limited by regulation, and some can be determined freely by the Council, though subject to other influencing factors such as competition.
- 2.2 The schedule of fees and charges indicates which fees are Mandatory (M) and which are Discretionary (D) for both the establishment of the charge (the first indicator) and then setting the level of the charge (the second indicator). For example, a fee that must be established and administered by the Council, but the level of fee or charge can be freely determined by the Council would be marked 'M / D'.

How is it determined that a fee or charge can be levied?	Who or how is the rate of the fee or charge determined?	Example of Fee or Charge	KEY
Regulation	Regulation – the rate of charge is fixed by regulation.	Registrar Certificates Gaming Permits	M / M
Regulation	Regulation – the Council can choose between lower and/or upper limits.	Casino applications Entertainment Licences	M / D*
The Council	Regulation – the Council can only recover costs & reasonable overheads and/or between upper and lower limits or other limit.	Fixed Penalty Notices	D / D*
Regulation	The Council	Environmental searches Marriage & Civil Partnerships	M / D
The Council	The Council	Library charges Land charges & search fees	D / D

2.3 The above table has been RAG shaded in terms of extent of Council discretion from red (top 1) where fees and charges are mostly determined by regulation, to green (bottom 2) where the Council has greater control on establishing and setting fee or charge levels. In the middle, or amber zone, Council's discretion is limited by regulatory rules, and for the fees or charges that are subject to such rules a code of 'D*' is used in the booklet, usually with a statement that describes the relevant rule at the bottom of the page or table.

3. Summary of Fees and Charges movements

3.1 The booklet states the percentage increase for each fee or charge. The following table provides key statistics by the type of charge using the coding system outlined in section 2. It should be noted that an increase in the level of fee or charge may not generate the same increase in actual revenue as purchases or uses of the service may vary. Further, any average increase does not suggest the increase in total revenue as some charges may increase substantially in percentage terms but not in monetary, and that some charges are levied more often than others.

Discretion Code	No. of Charges (No.)	As a % of the Total (%)	Charges yet TBA (No.)	% of Charges that have changed (%)	Average increase # (%)
M / M	65	8%	0	22%	20%
M / D*	80	9%	0	0%	0%
D / D*	11	1%	0	0%	0%
M / D	141	17%	0	33%	5%
D / D	551	65%	0	52%	7%
Total	848	100%	0	41%	7%

Note : This does not represent a 7% increase in income as the averages are calculated as a simple average increase on the unit charges and are not weighted by the level of income generated by each charge.

3.2 Approximately 22% of mandatory fees have changed by an average of 20%. (This increase is skewed by one charge referred to below which has increased by 233% - see Para 3.3). Where the Council has discretion to increase the charge level, all such charges have been reviewed as part of the budget process and consequentially there is much greater movement in those fees and charges. Where the Council has discretion to charge up to a maximum amount set by legislation, many of the current fees are already close to the statutory limit.

3.3 The key highlights with regard to specific charges are:

Children, Families & Wellbeing

- Charges for Deferred Payment Agreements (DPA's) and Proposed Rates for Alternative Funding Arrangements - the Council propose to introduce interest charges as defined in Care and Support regulations. The Council also intends to charge for the legal costs associated with DPA's;

Place: has the majority of the Council's fees and charges. The main changes within this service are:

- Garden Waste collection charges are to end in June 2019 following the expiry of current year's permits;
- Parking fees and tariff bands have been revised with reductions in fees for the longer stay periods to encourage economic growth, e.g. use of town centres;
- Animal Welfare – a new fee structure has been introduced to reflect the increased level of work that must be carried out to determine & enforce the new animal welfare licensing legislation which came into force in October 2018. These fees have been benchmarked against other Greater Manchester Authorities and were approved by Licensing Public Protection Sub-Committee on 25 October 2018;
- Pest Control - charges have been reviewed to better reflect how the service is delivered and better recover actual costs of delivery. As a result a number have increased by more than 5%. The most widely used fees (i.e. for bees and wasps) have been frozen at current prices to maintain the customer base against competition from the private sector;
- Planning – pre application advice - new fees have been introduced and two increased above 5% to better reflect the complexity of cases and full cost of recovery;
- Registration of Births, Deaths and Marriages – a number of charges have been set for the next two years, (2019/20 and 2020/21). Also new charges for 'Outdoor' blessing type and 'Tailor-made' marriage ceremonies have been introduced in response to demand for such services;
- Registration of Births, Deaths and Marriages – the 'Priority Service for certificate application' fee has been made statutory by the General Register Office with effect from 16 February 2019 and is 233% higher than the previous Discretionary fee set by the Council. The Council has no control over this charge;
- Registration of Births, Deaths and Marriages – fees and charges have been updated to include checking services for the European Passport Return Service and the new European Settlement Service pilot;
- Cemeteries & Crematorium services – new fees have been introduced to provide wider customer choice. This includes earlier and/or shorter time slots at lower cost, and for a direct cremation service.

3.4 The schedule of fees and charges has been reviewed by management, and amendments made to include those fees and charges which should be brought to the attention of Council at the time of setting the budget, or exclude those that are superfluous or negotiated on a commercial basis.

4. Recommendations

- 4.1 That the Executive recommends to Council that it approves the following;
- The Fees and Charges for 2019/20 and those relating to Registration of Births, Death & Marriages also shown for 2020/21, as set out in the booklet available on the Council's web site, be approved;
 - That approval is delegated jointly to each Corporate Director with the Corporate Director of Finance and Systems to amend fees and charges during 2019/20 in the event of any change in the rate of VAT, as appropriate;
 - That approval be delegated jointly to each Corporate Director with the Corporate Director of Finance and Systems to amend fees and charges during 2019/20 under delegated powers where the economics of the charge levels have changed (e.g. costs have risen unexpectedly), or for commercial reasons.